


12 WAY QM FEMALE
NORTHEAST ATC BOX
(ATC TO SOLENOIDS)

AIS	ARM IN SOLENOID
ADS	ARM DOWN SOLENOID
DBS	DRAWBAR SOLENOID
DBR	DRAWBAR RELAY

STANDARD
TRIAC 5 PIN DIN PLUG



TRIAC ATC WIRING
DIAGRAM SCHEMATIC No 3

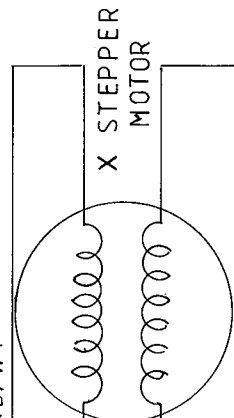
SHEET No.
OF
CONT. ON
SHEET No.

SKA ON DRIVE
BOARD (MOTORS)

12	X MOTOR PH1A
9	X MOTOR PH1B
3	X MOTOR PH2A
6	X MOTOR PH2B

CONNECTION BOX
MOUNTED ON X AXIS

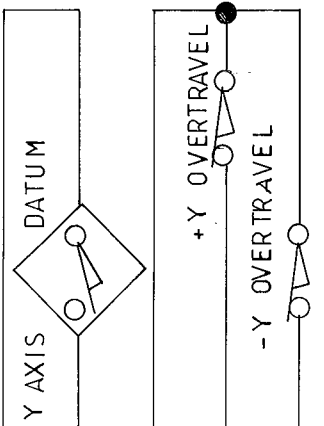
1	YLW	C01-12	YLW/BLK	RD/WT
2	ORE	C01-9	MVE / RED	RED
3	BRN	C01-3	GREY/BK	BK
4	RED	C01-6	GREY/BLK	BK/WT




TERMINAL BLOCK
MOUNTED ON TABLE

PLM	DETECTOR RED COM 9VI	C02-11	BK	1	BK	X AXIS DATUM
PLM 2	X DATUM DETECTOR	C02-2	BLE	2	BLE	
PLR 1	GRN/RD OVERTRAVEL COM 0VI	C02-11	RED	3	RED	
PLR 2	GREY + X O/T L/S N.C.	C02-12	WT	4	YLW	+X OVERTRAVEL
PLR 3	WT -X O/T L/S N.C.	C02-13	YLW	5	YLW	-X OVERTRAVEL
	SCREEN	C02 21				

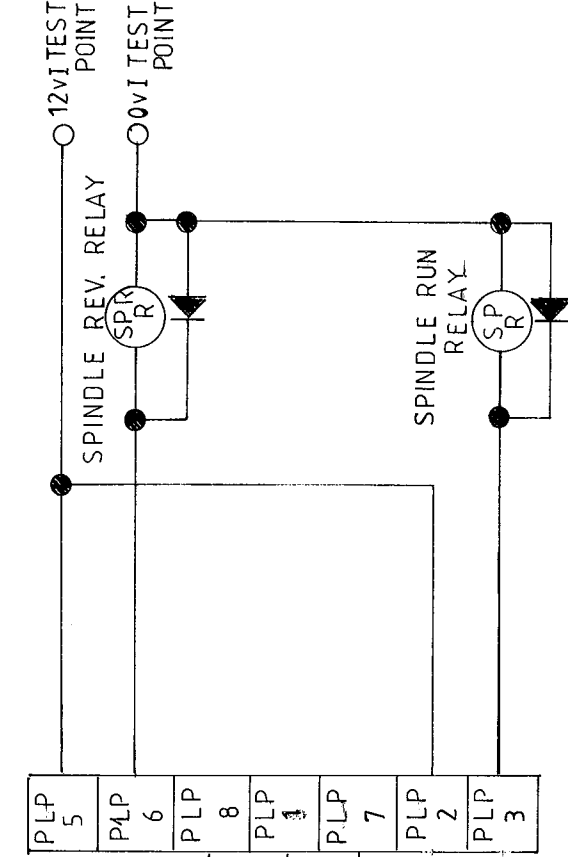
PLM	DETECTOR RED COM 9VI	C02-3	BK	
PLM 3	Y DATUM DETECTOR	C02-4	BLE	
PLR 1	OVERTRAVEL RD COM 0VI	C02-14	RED	
PLR 4	+Y O/T L/S MVE N.C.	C02-15	YLW	
PLR 5	-Y O/T L/S PK N.C.	C02-16	YLW	



SPINDLE DRIVE
UNIT LYNX 8

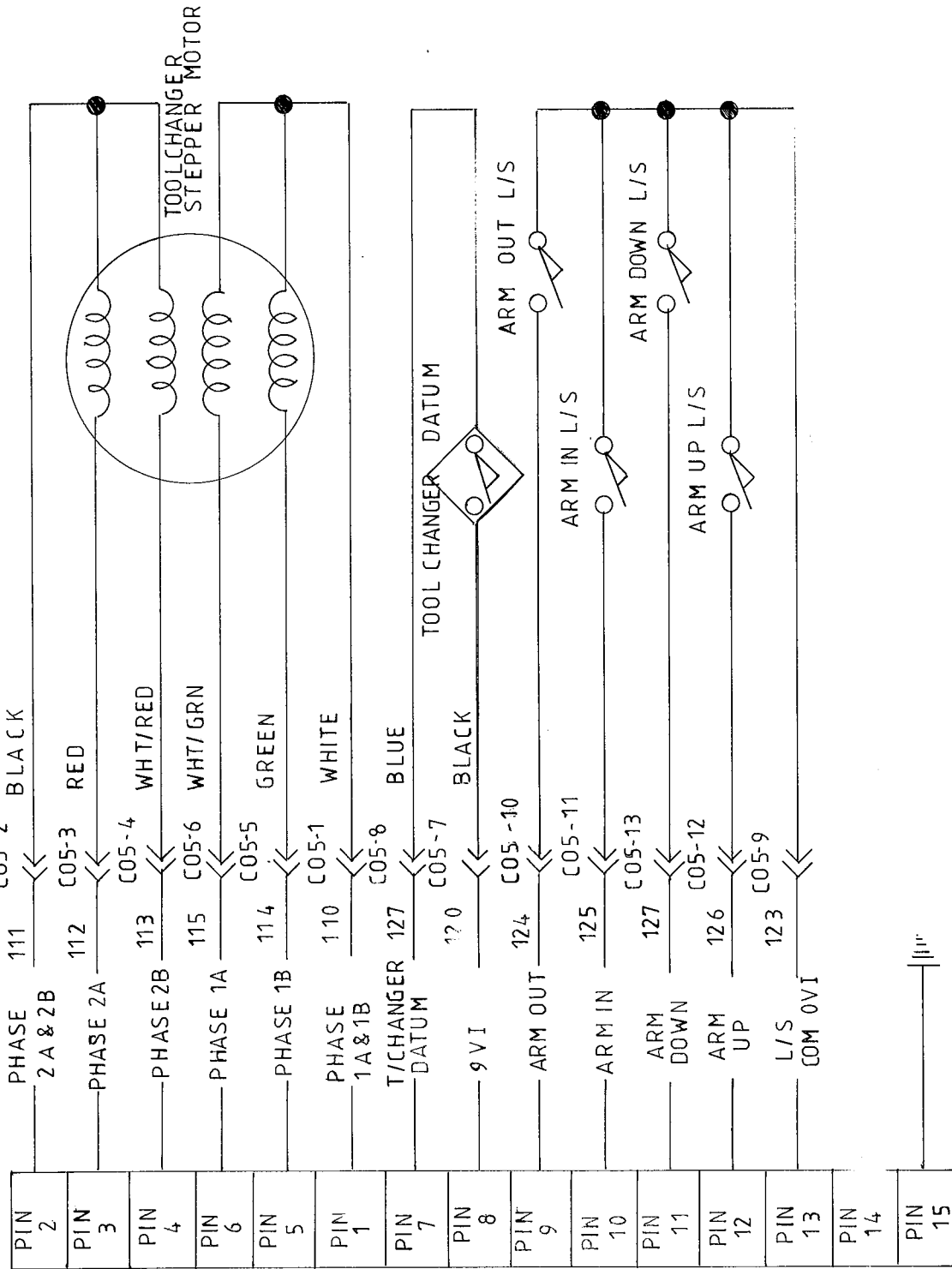


1	10v OUT	WHITE
3	SPEED DEMAND I/P	BLACK
2	MIN SPEED	VIOLET
5	RUN I/P	BROWN
7	0v COM	RED



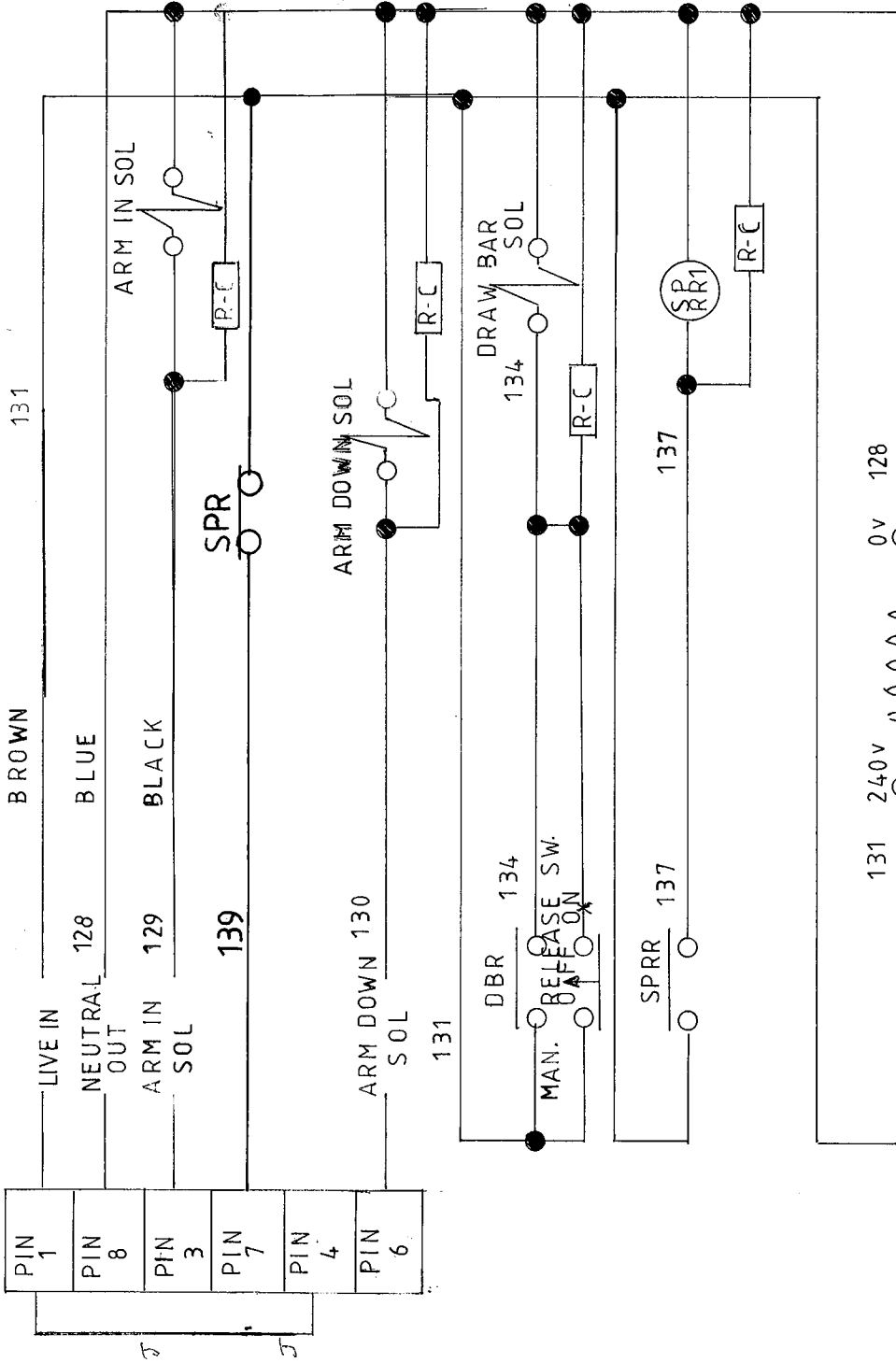
TOOLCHANGER

CONTROL 15WAY D SOCKET



TOOLCHANGER

CONTROL 25WAY D PLUG



TRIAC WITH A.T.C. WIRING
DIAGRAM SCHEMATIC No 3

SHEET No.
OF
CONT. ON
SHEET No.

A3-400111

DENFORD MACHINE TOOLS LTD

BRIGHOUSE

WEST YORKSHIRE

DRN. BY: K. STANTON DATE: 28-8-87

TRCD. BY:

DATE: