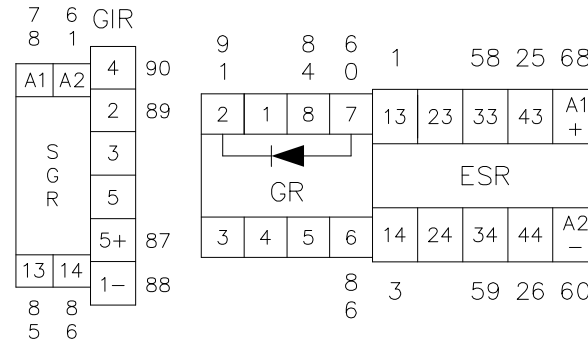
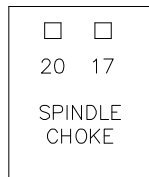
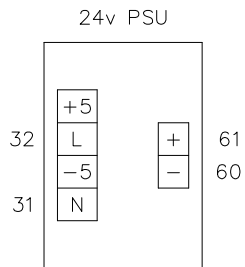
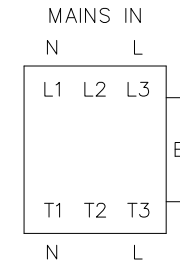


CONTROL TRANS

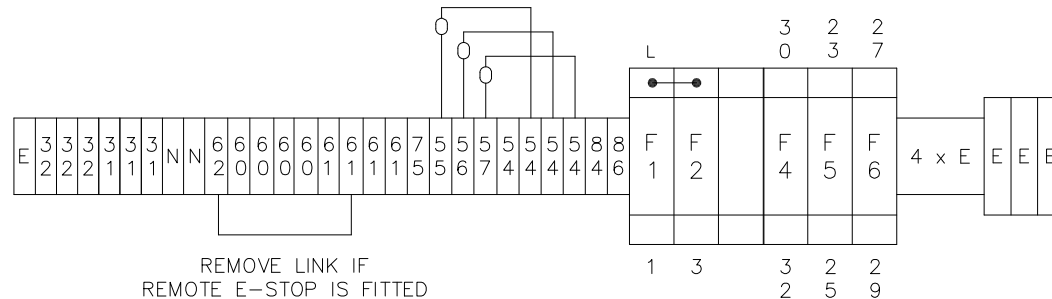


LINK 84 + 86
ADD LINK IF
GUARD INTERLOCK
IS NOT FITTED



- F1 SPINDLE DRIVE 6.3 AMP
- F2 CONTROL TRANS 3.15 AMP
- F3 ATC (NOT USED ON ROUTER)
- F4 110v AC CIRCUIT 2 AMP
- F5 DENSTEP DRIVES 5 AMP
- F6 DENSTEP LOGIC 0.5 AMP

BEAD CAPACITORS
RS 126-590



REMOVE LINK IF
REMOTE E-STOP IS FITTED

FOR SPINDLE DRIVE DETAILS
SEE SHEET 6

MICRO ROUTER RELAY WIRING DETAILS	SHEET 5
	MICRO
	ROUTER