

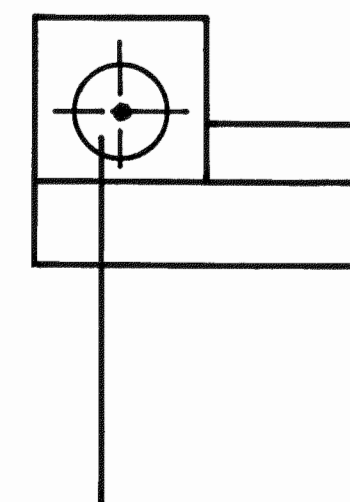
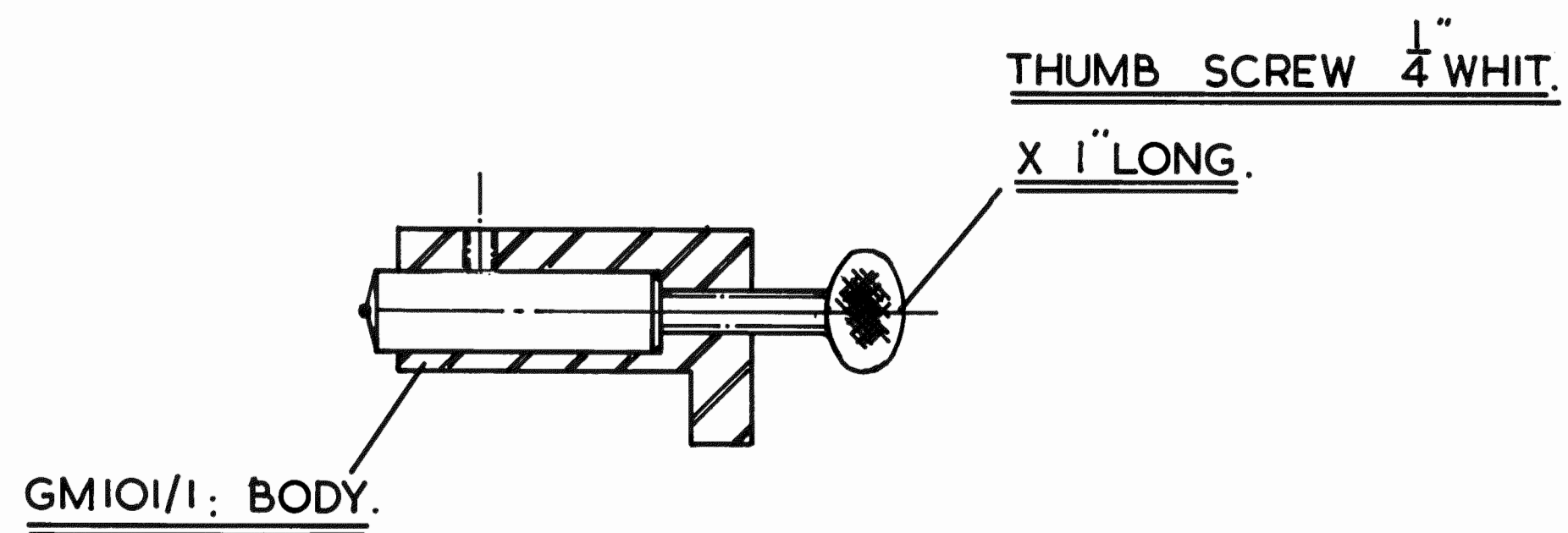
IF IN DOUBT ASK.

12" Viceroy Grinder Side Tool Rest
Body

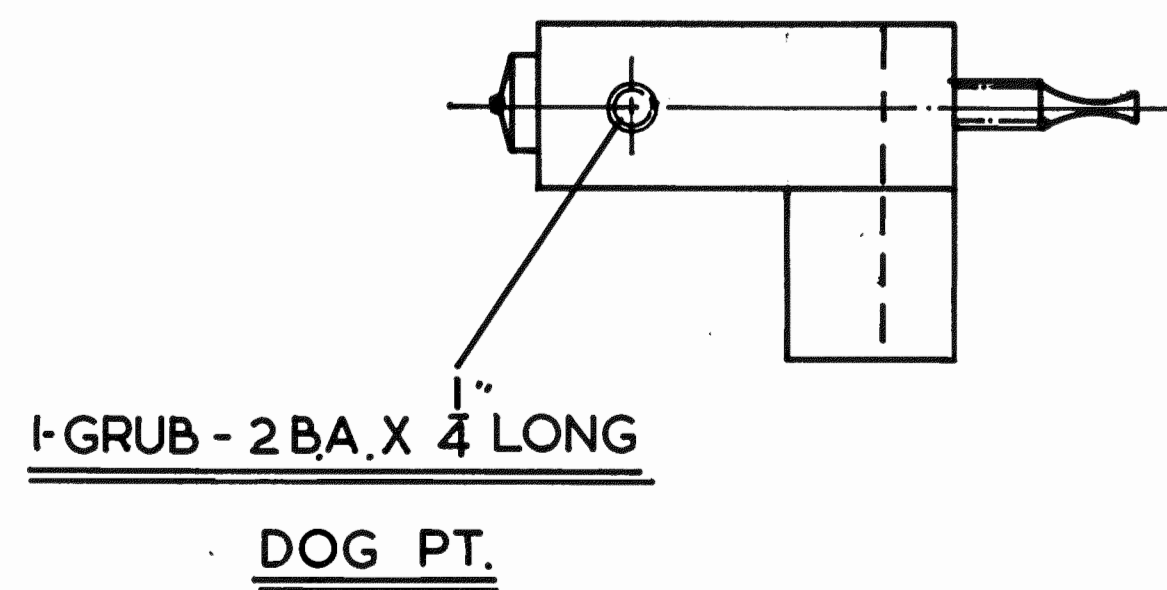
DELFORD MACHINE TOOLS LTD.
(Inc.) DELFORD SMALL TOOLS (BRIG) LTD.
BRIGHOUSE,
YORKSHIRE.

DRAWN M.M. Souden
CHECKED AS
PASSED
DATE 21-4-65

MAT. Mild Steel
MAT SIZE 1 3/8" x 1 3/4" x 2 1/4" bar.
No. REQD. 1 SCALE Full
DRAWING No. G.M. 101/1



DIAMOND DRESSING TOOL
L' DEVRIES & SON, REF. 1A18565/O
1.00 SP.



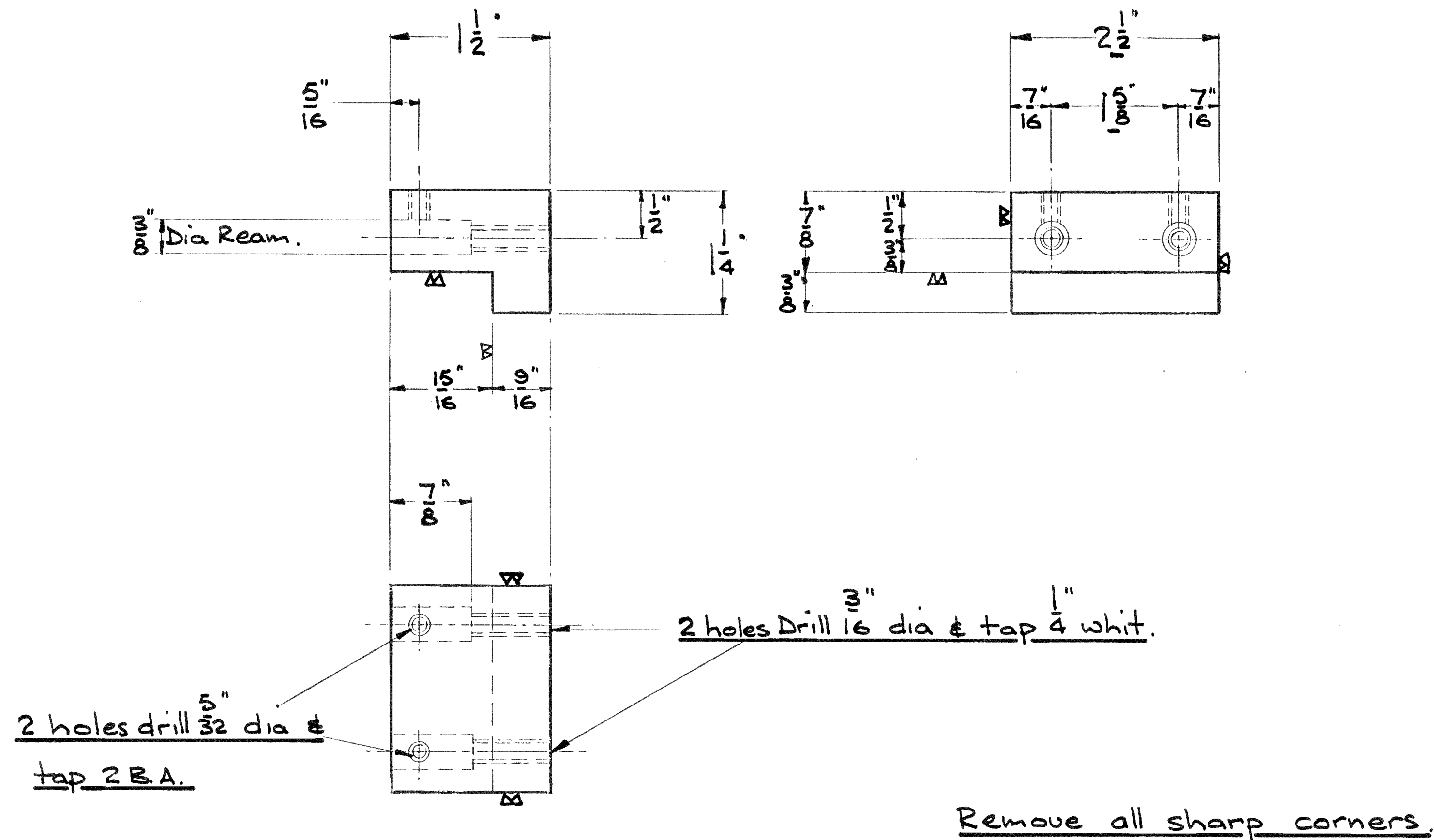
12" 'VICEROY' GRINDER - SIDE TOOL REST.
DIAMOND DRESSING TOOL HOLDER.

DENTON MACHINE TOOLS LTD.
 (Inc.) DENTON SMALL TOOLS (LINC) LTD.
 BRIGHOUSE,
 YORKSHIRE.

BY: MM SOWDEN
 DATE: 26.4.65

SCALE: 1" = 1" FULL
 GM101

IF IN DOUBT ASK.



DRG.No.

DENFORD MACHINE TOOLS LTD. BRIGHOUSE, YORKSHIRE.

8"-10"-12" Viceroy Grinders :- Front & Side Tool Rest Body.

No.	DESCRIPTION	CHK'D	APP'D	DATE
	ALTERATIONS			

LIMITS ON DIMENSIONS UNLESS OTHERWISE STATED.
REGULAR $\pm \frac{1}{10}$ 3 PLACE DECIMAL $\pm .005$ "
FRACTIONAL $\pm .010$ " 4 PLACE DECIMAL $\pm .0005$ "

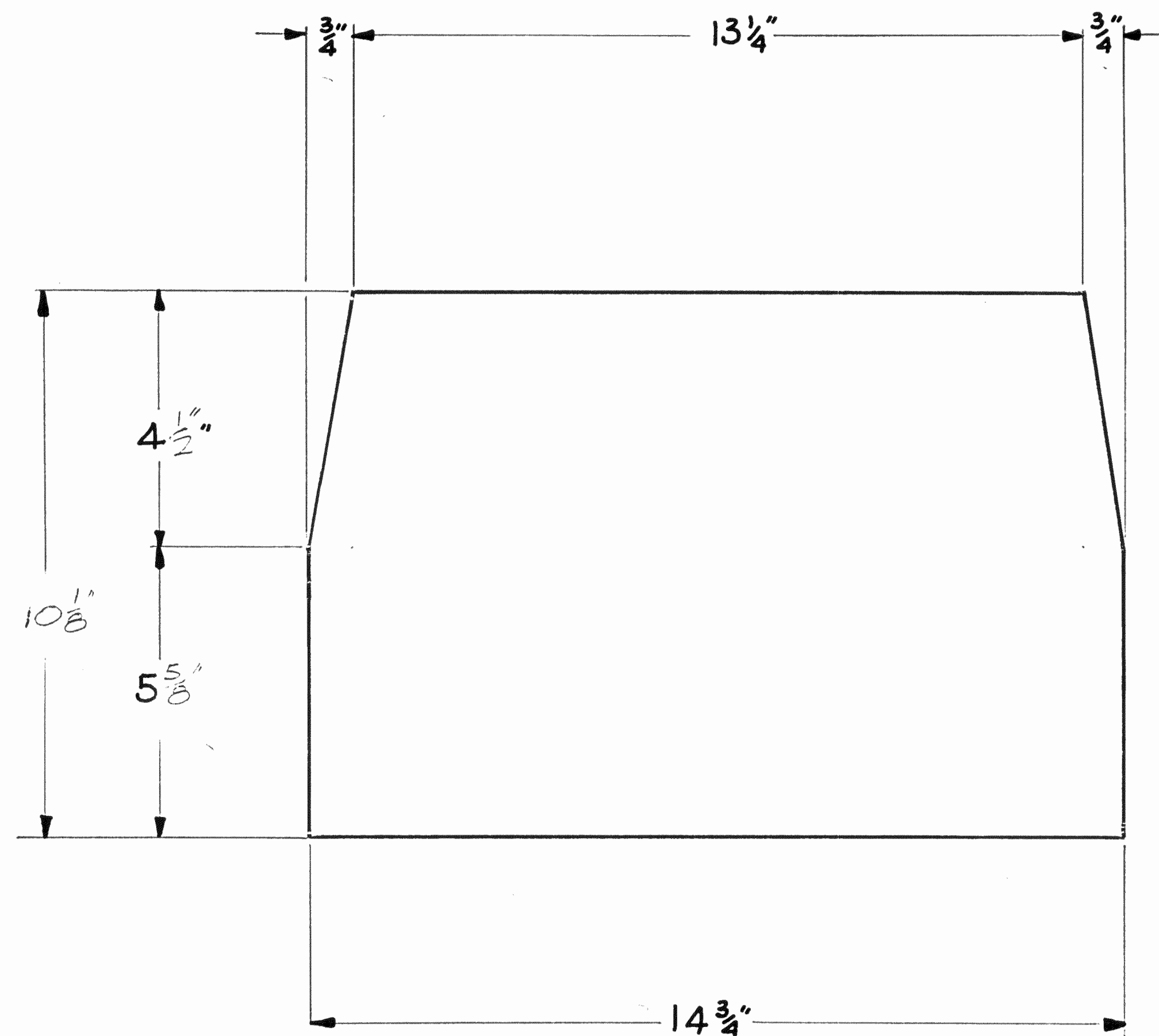
MATL. C.I.
MATL. SIZE Casting.
No. REQD. 1
MACHINE T W
GRIND AT 'G'

DRAWN	TRACED	CHECKED	APPROVED	DATE	SCALE
R.D.				23.7.71.	Full.

DRAWING No. GM101/1A.

<div><div><div>8" GRINDER</div><div><div>GMIO1 1A</div><div>GMIO2 3</div><div>CONSOL 5064/O</div><div>0.25.</div></div></div><div><div>10" GRINDER</div><div><div>GMIO2 9</div><div>SET SCREW 1/4" WHIT X 1 1/4" LONG 1 OFF.</div></div></div><div><div>12" GRINDER</div><div><div>GMIO4</div><div>GRUB: 2 BA X 1/4" LONG</div><div>DOG PT. : 1 OFF.</div></div></div></div>										DRG.No.
DENFORD MACHINE TOOLS LTD. LICHFIELD, YORKSHIRE.										8" 10" 12" VICEROY GRINDER: DIAMOND DRESSING TOOL HOLDER.
			DIMENSIONS IN INCHES UNLESS OTHERWISE STATED.		MATERIAL: _____		DRAWN: R.D.		TRACED: _____	
			FRACTIONAL DIMENSIONS TO DECIMAL ± .005"		MATERIAL SIZE: _____		CHECKED: _____		APPROVED: _____	
			DECIMAL DIMENSIONS TO DECIMAL ± .005"		FIN. FINISH: _____		DATE: 21.1.70		SCALE: FULL.	
No. _____			DESCRIPTION		MACHINE AT: _____		DRAWING No.GM.101A.			
ALTERATIONS			CHK'D APP'D DATE		QUANTITY: _____					

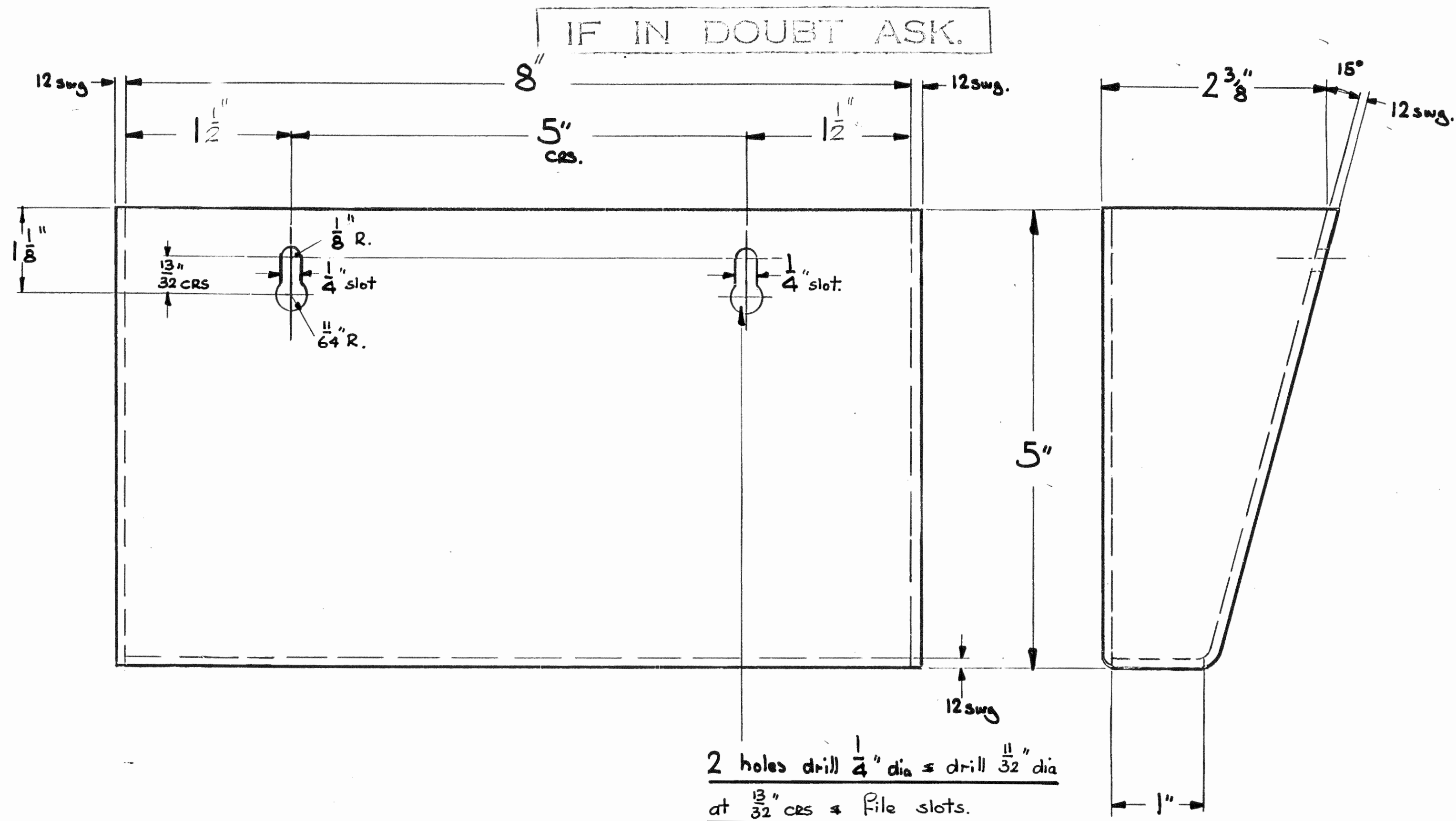
DRG.No.:



Remove all Sharp Corners

Viceroy 8" x 10" Pedestal Machines - Cabinet Door.

	Redrawn 25.7.66 D.					DENFORD MACHINE TOOLS LTD. (Inc.) DENFORD SMALL TOOLS (DRIG) LTD	LIMITS ON DIMENSIONS UNLESS OTHERWISE STATED.	DRAWN <i>M.H.Smith</i>	TRACED	CHECKED <i>A.A.Stone</i>	APPROVED	DATE 25.7.66	SCALE Full x $\frac{1}{2}$
	2416/TT. 2.9.77.RD												
No.	DESCRIPTION	CHK'D.	APP'D.	DATE		BRIGHOUSE, YORKSHIRE.	ANGULAR $\pm 1/8^{\circ}$ 3 PLACE DECIMAL $\pm .005''$ LINEARIAL $\pm .010''$ 3 PLACE DECIMAL $\pm .0005''$	DRAWING No. GM103/14					
ALTERATIONS													



Continuously weld together -

10" Viceroy Pedestal Grinder - Quench Trough.

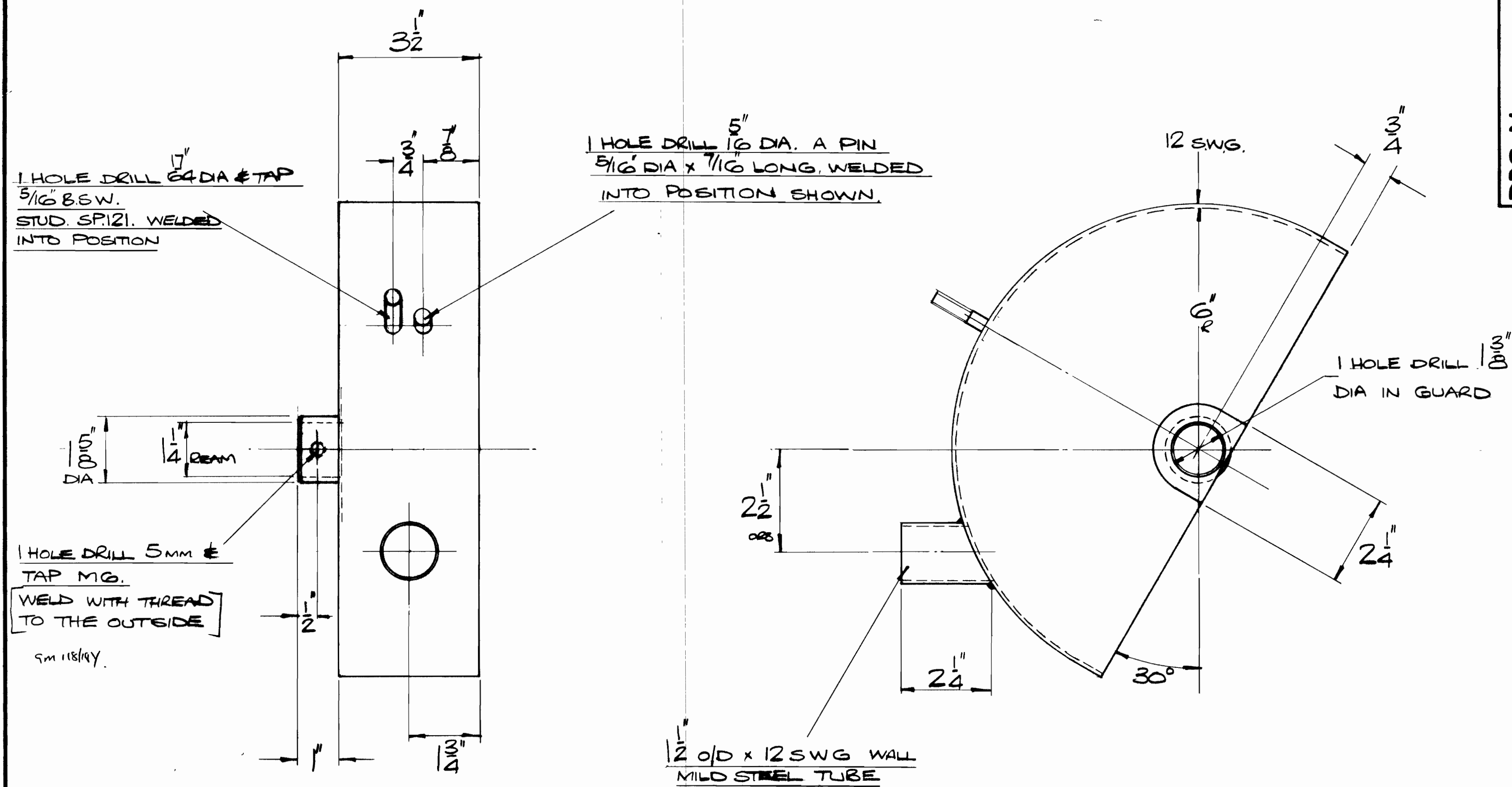
DENFORD MACHINE TOOLS LTD.
(INC) DENFORD SMALL TOOLS (BRIG) LTD.
BRIGHOUSE,
YORKSHIRE.

DRAWN *M. M. Souden*
CHECKED *A. A. S. S. S.*
PASSED
DATE 25.4.66

MAT. Sheet Steel.
MAT SIZE 12 s.w.g. (.104")
NO. RECD. 1 SCALE Full
DRAWING No. GM103/17

1312/66-25.4.66B
Redrawn 25.4.66B
1410/66 2.12.66B
1514/67 2.11.67B
1677/62 19.5.62 R.D.
1834/71 10.3.71 R.D.
2817/80 25.11.80 R.D.

DRG. No.

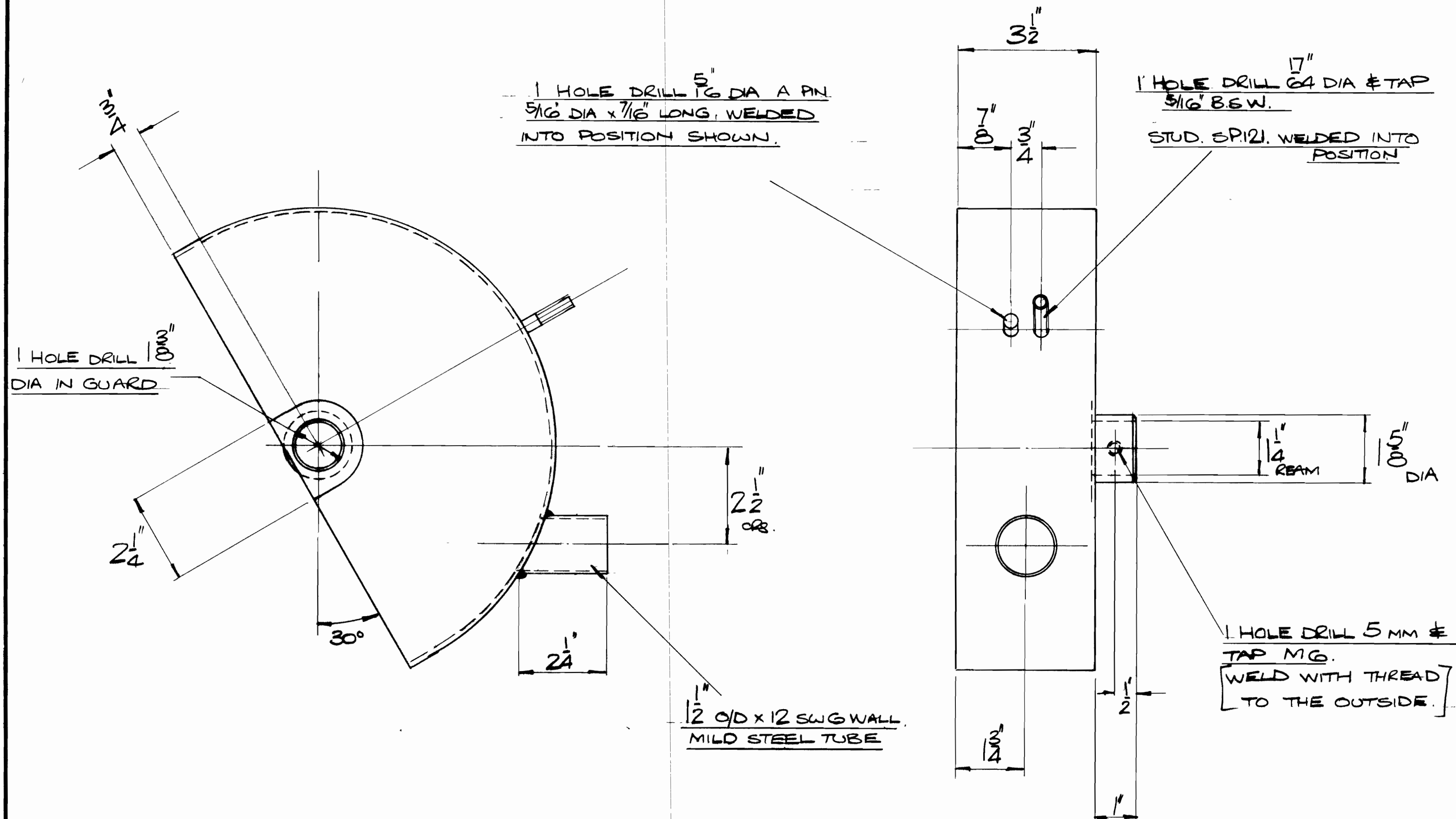


DENFORD MACHINE TOOLS LTD. BRIGHOUSE, YORKSHIRE.

VICEROY POLISHING M/C - POLISHING MOP GUARD (TYPE 'B' RH)

						LIMITS ON DIMENSIONS UNLESS OTHERWISE STATED.		MATERIAL MILD STEEL		DRAWN		TRACED		CHECKED		APPROVED		DATE		SCALE	
						ANGULAR $\pm \frac{1}{2}^\circ$ 3 PLACE DECIMAL $\pm .005^\circ$		MATERIAL SIZE AS ABOVE		IV.								6.9.79		$\frac{1}{2} \times \text{FULL}$	
No.		DESCRIPTION		CHK'D APP'D DATE		FRACTIONAL $\pm .010"$ 4 PLACE DECIMAL $\pm .0005"$		No. BROD. 1		MACHINE AT W		DRAWING No. GM.118/15.D									
		ALTERATIONS								GRIND AT 'G'											

DRG. No.



DENFORD MACHINE TOOLS LTD. BRIGHOUSE, YORKSHIRE.

VICEROY POLISHING M/C - POLISHING MOP GUARD (TYPE B LH)

No.	DESCRIPTION	DATE	APPROVED
	ALTERATIONS		

LIMITS ON DIMENSIONS UNLESS
OTHERWISE STATED.

ANGULAR $\pm \frac{1}{2}^{\circ}$ 3 PLACE DECIMAL $\pm .005^{\circ}$

FRACTIONAL $\pm .010"$ 4 PLACE DECIMAL $\pm .0005"$

MATL. MILD STEEL

MATL. SIZE AS ABOVE

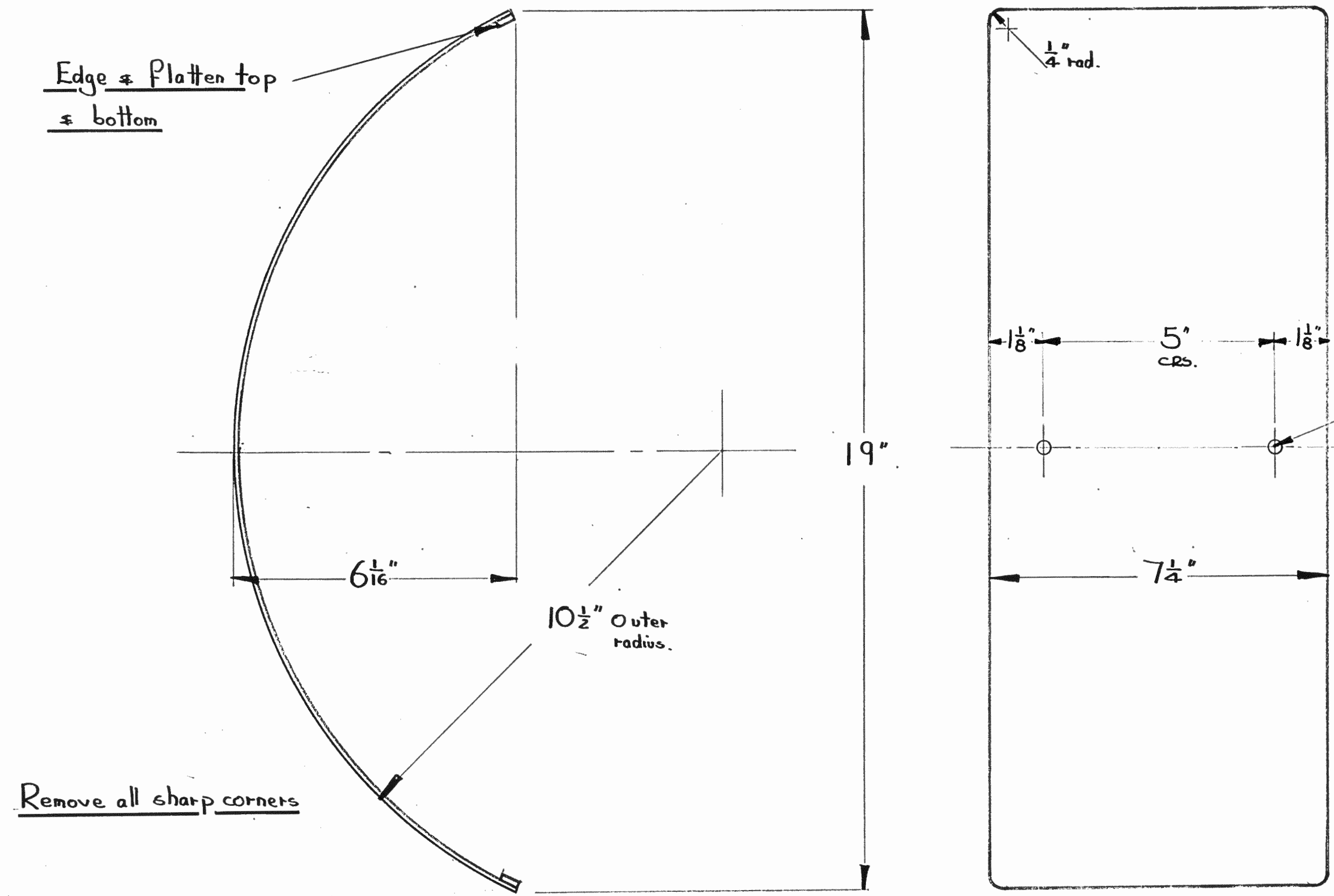
No. REQD. 1

MACHINE AT 90

GRIND AT 'G'

DRAWN	TRACED	CHECKED	APPROVED	DATE	SCALE
IV.				6.9.79	1/2 x FULL

DRAWING No. GM.118/15.E



Cut off size: 24 ⁹/₁₆"

7 ¹/₄" x 12 swg.

2 holes drill ¹¹/₃₂" dia.

Remove all sharp corners

IF IN DOUBT ASK.

10" Viceroy D.E. Polisher : Deflector Guard.

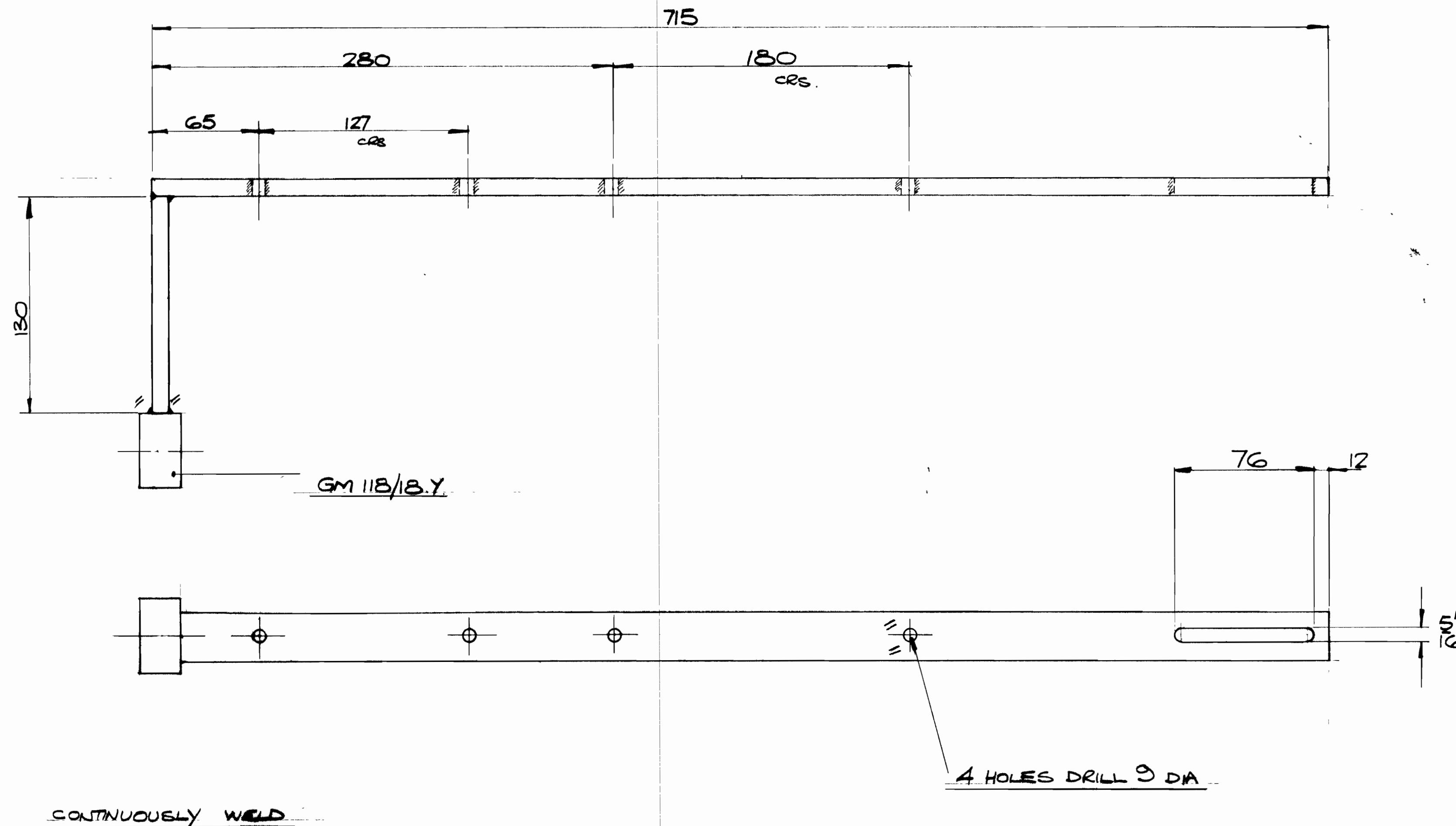
DENFORD MACHINE TOOLS LTD.
(Inc.) DENFORD SMALL TOOLS (BRIG) LTD.
BRIGHOUSE,
YORKSHIRE.

DRAWN *M.M. Souden*
CHECKED *AS*
PASSED
DATE 31-12-64

MAT. Sheet Steel
MAT SIZE As above
No. REQD. 1 SCALE 1/2" Full
DRAWING No. GM 118/17

IF IN DOUBT ASK.

DRG. No.



DENFORD MACHINE TOOLS LTD. BRIGHOUSE, YORKSHIRE.

YICEROY POLISHING MACHINE - (TYPE A & B GUARD) REAR ARM.

No.	2781/20-15180 IV	DATE	
DESCRIPTION		DATE	
ALTERATIONS			

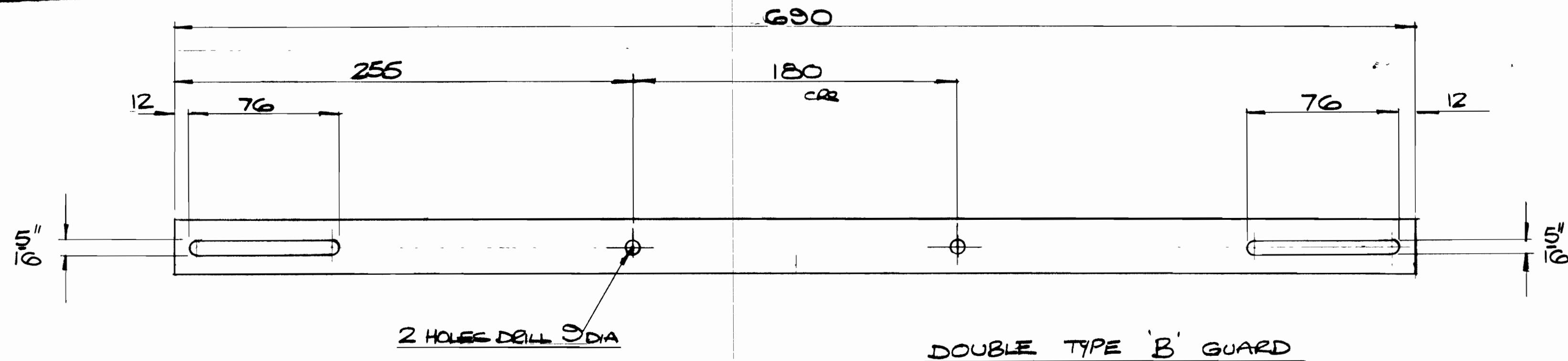
LIMITS ON DIMENSIONS UNLESS OTHERWISE STATED.
ANGULAR $\pm \frac{1}{2}^\circ$ 3 PLACE DECIMAL $\pm .005^\circ$
RATIONAL $\pm .010$ 4 PLACE DECIMAL $\pm .005$

MATL MILD STEEL PLAT
MATL SIZE 10mm X 50mm
No. REQD. ONE
MACHINE AT W
GRIND AT 'G'

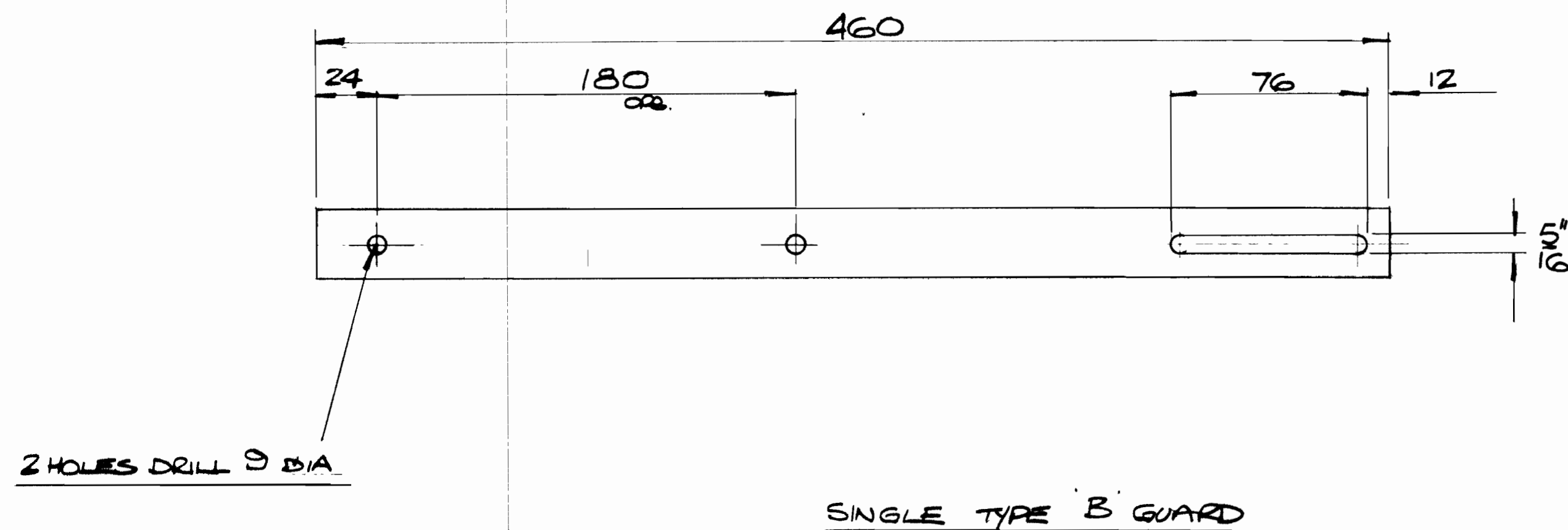
DRAWN	TRACED	CHECKED	APPROVED	DATE	SCALE
IV.				21-9-79	1/2 x FULL

DRAWING No. GM.118/23.AB

IF IN DOUBT ASK.



DRG No.



DENFORD MACHINE TOOLS LTD. BRIGHOUSE, YORKSHIRE.

VICEROY POLISHING MACHINE - (SINGLE & DOUBLE TYPE 'B') REAR ARM

No.	DESCRIPTION	DRG APP'D	DATE
	ALTERATIONS		

LIMITS ON DIMENSIONS UNLESS OTHERWISE STATED.

CYLAR $\pm \frac{1}{2}^{\circ}$ 3 PLACE DECIMAL $\pm .005^{\circ}$

CHAL $\pm .010^{\circ}$ 4 PLACE DECIMAL $\pm .0005^{\circ}$

MATL MILD STEEL FLAT

MATL SIZE 10" max x 30" max

No. MOD. ONE

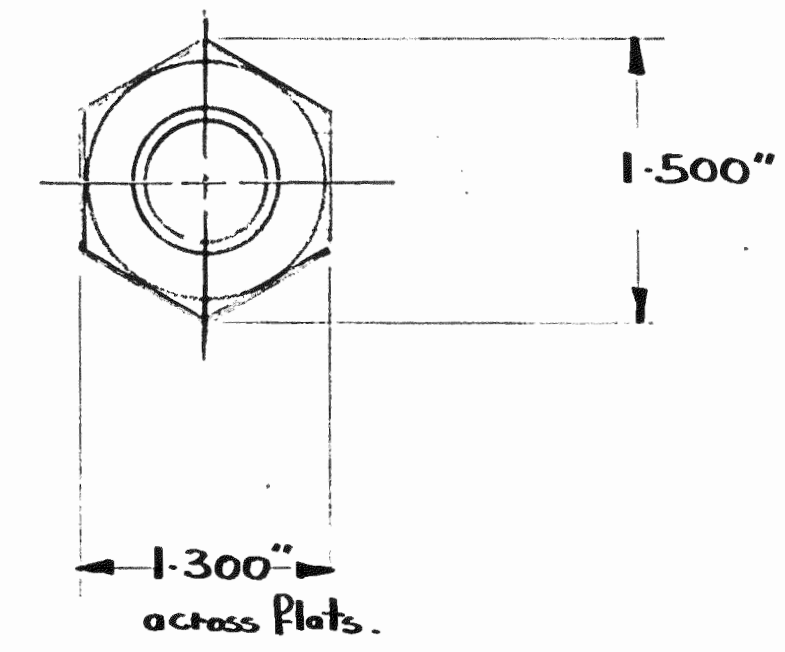
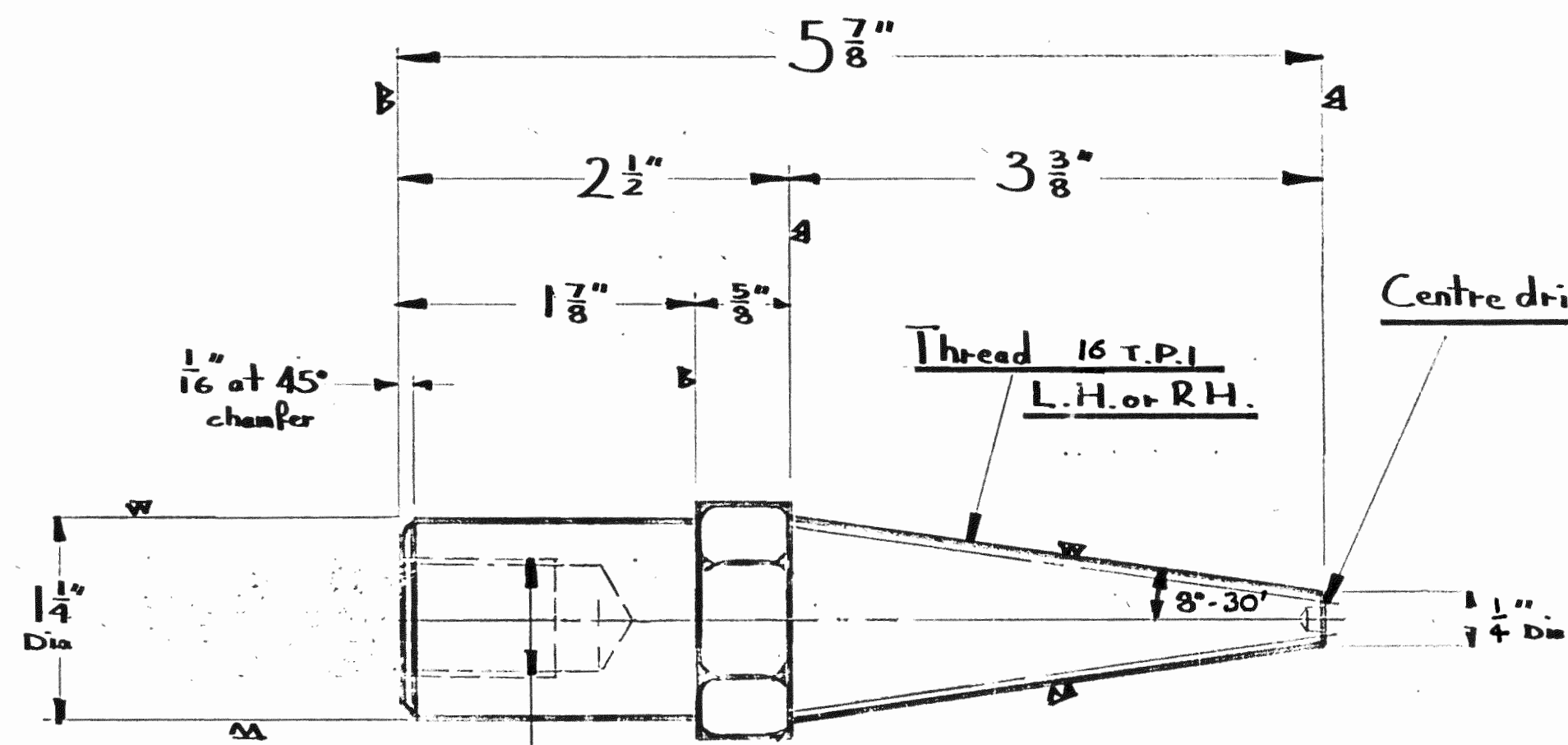
MACHINE AT W

AT 'G'

DRAWN	TRACED	CHECKED	APPROVED	DATE	SCALE
IV.				21-9-79	$\frac{1}{2}$ x FULL

DRAWING No. GM.118/23 B/BB

IF IN DOUBT ASK.



1 hole drill 5/8" dia x 1 1/2"
deep & tap 3/4" whit LH or RH
to give 1" full thread.

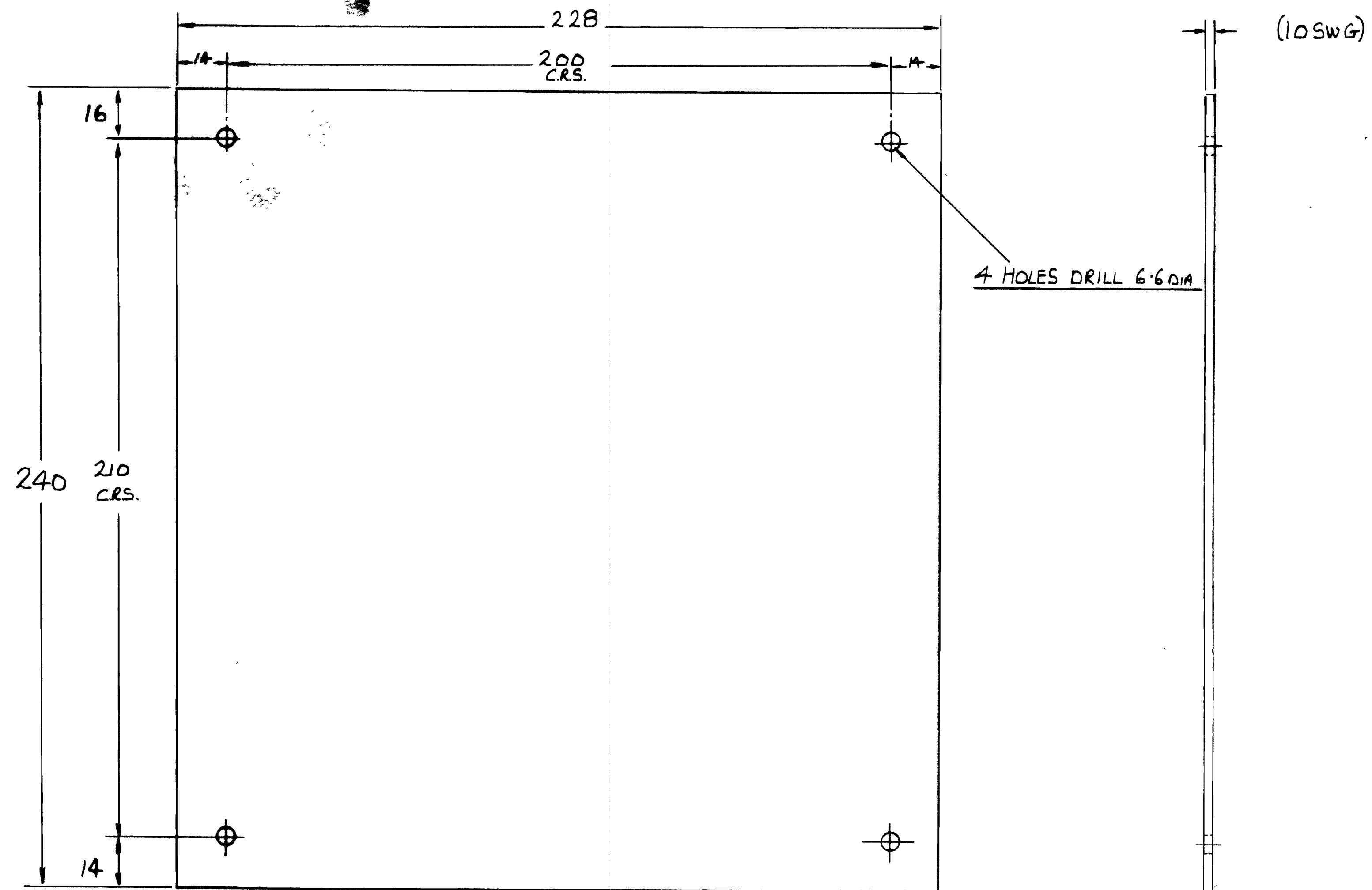
Machine at W

GM123/1 : 3/4" whit Form R.H. & 10 T.P.I. Form R.H.

GM123/2 : 3/4" whit Form L.H. & 10 T.P.I. Form L.H.

10" Viceroy Grinder : Extension Polishing Spindle

DENFORD MACHINE TOOLS LTD. (Inc.) DENFORD SMALL TOOLS (BRIG) LTD. BRIGHOUSE, YORKSHIRE.	DRAWN M.M. Sowden	MAT. M.S. Hexagon bar
	CHECKED AB	FLAT SIZE 1.300" a/p x 6 1/2"
	FILED	FIG. 1.2.3. 1 each SCALE Full
	DATE 2.4.65	DRAWING NO. GM123/1 & 2



DRG. No.

LENFORD MACHINE TOOLS LTD. BRIGHOUSE, YORKSHIRE.

10" GRINDING MACHINE - HEADSTOCK COVER PLATE

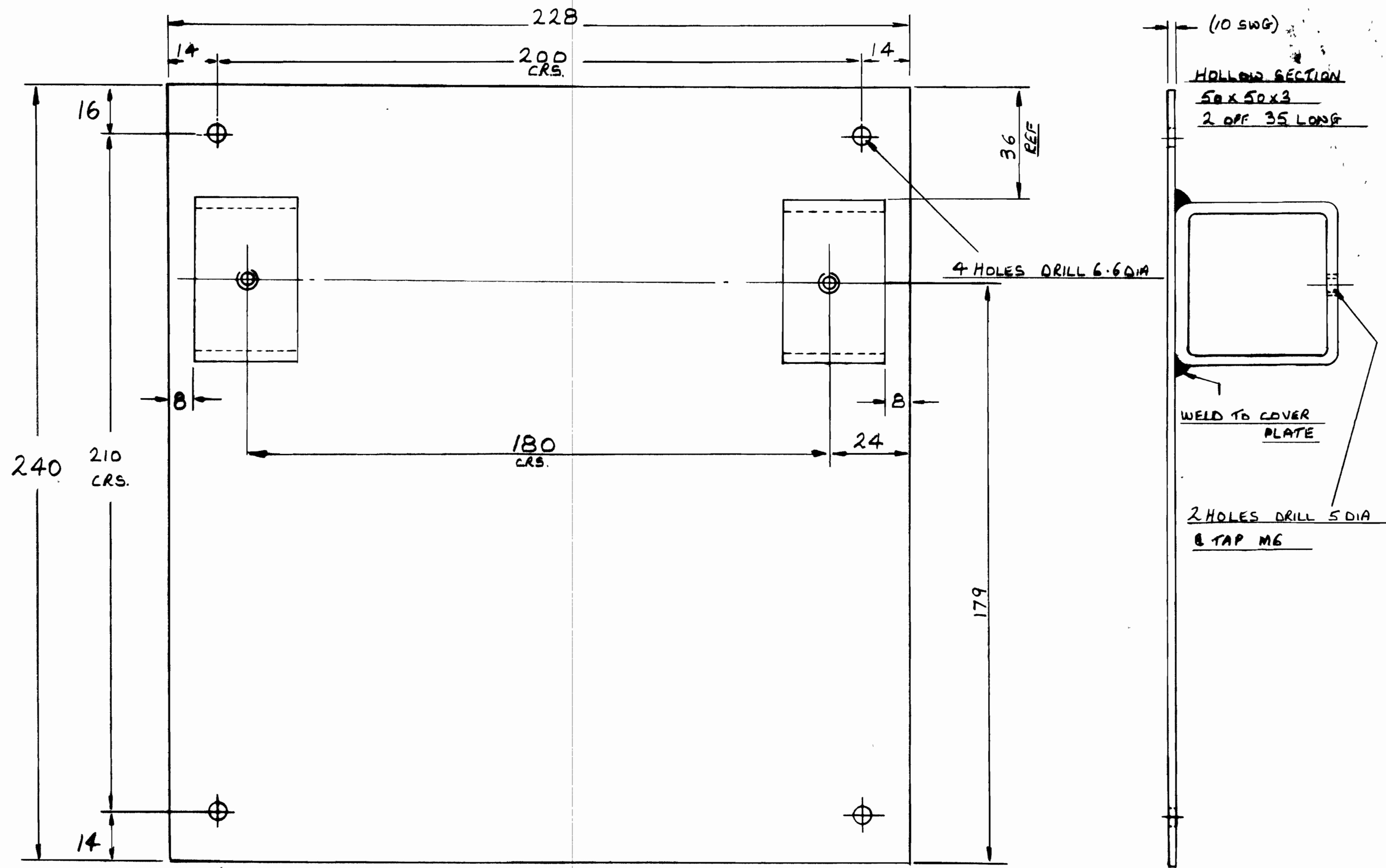
No	DESCRIPTION	CHK'D	APP'D	DATE
	ALTERATIONS			

LIMITS ON DIMENSIONS UNLESS OTHERWISE STATED.
 ANGULAR $\pm \frac{1}{2}^\circ$ 3 PLACE DECIMAL $\pm .005"$
 FRACTIONAL $\pm .010"$ 4 PLACE DECIMAL $\pm .0005"$

MATL	SHEET STEEL
MATL SIZE	10 SWG
No. REQD.	1
MACHINE AT	W
COND. AT	101

DRAWN	TRACED	CHECKED	APPROVED	DATE	SCALE
KS.				24-7-84	FULL

DRAWING No. GM128/15



ALL DIMENSIONS IN MM

REMOVE ALL SHARP CORNERS

DENFORD MACHINE TOOLS LTD. BRIGHOUSE, YORKSHIRE. PEDESTAL POLISHER - HEADSTOCK COVER PLATE.

No.	DESCRIPTION	CHK'D	APP'D	DATE
	ALTERATIONS			

LIMITS ON DIMENSIONS UNLESS OTHERWISE STATED.

ANGULAR $\pm \frac{1}{2}^\circ$ 3 PLACE DECIMAL $\pm .005$ "

FRACTIONAL $\pm .010$ " 4 PLACE DECIMAL $\pm .0005$ "

MATL SHEET STEEL

MATL SIZE 10 SWG

No. REQD. 1

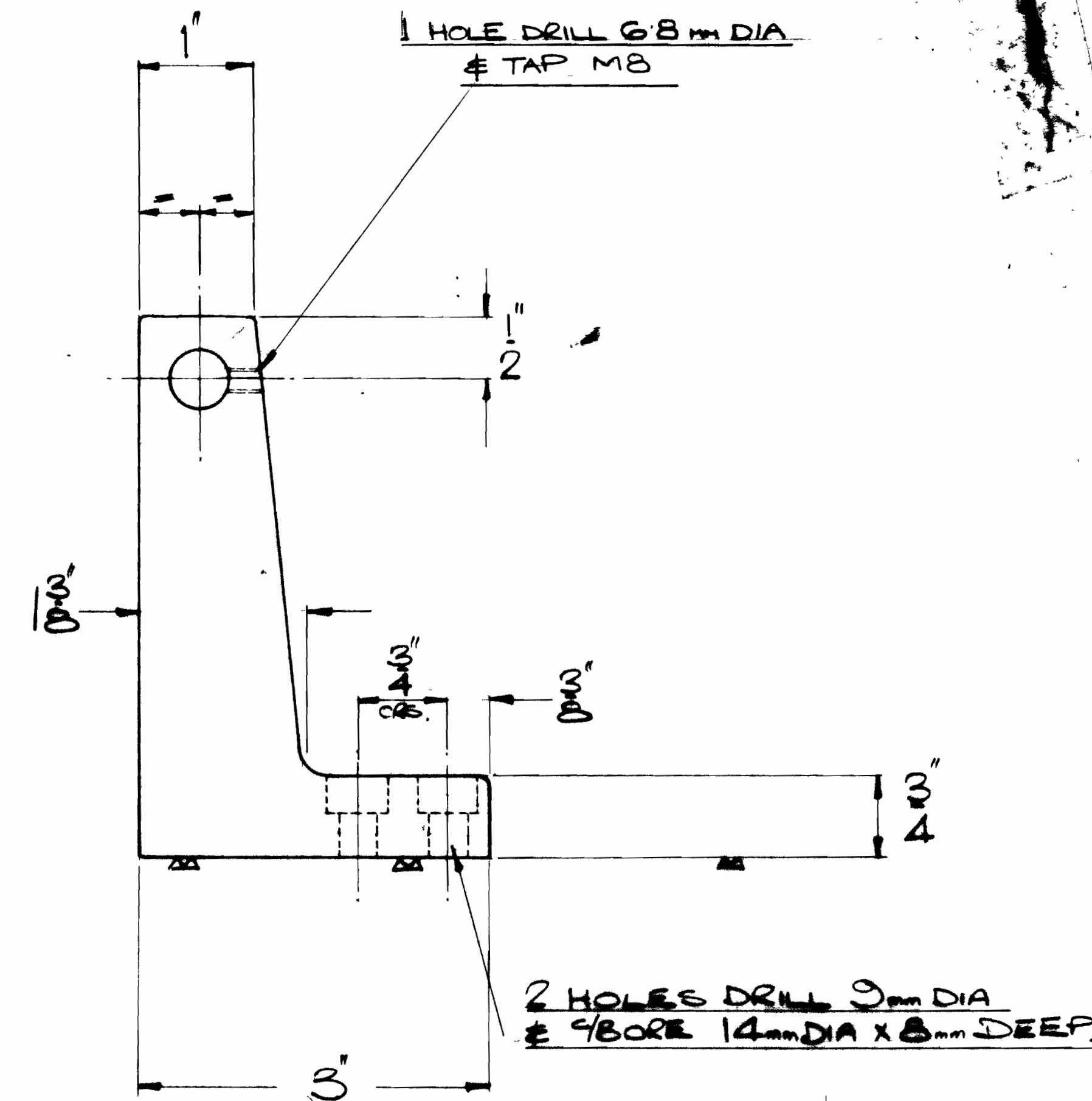
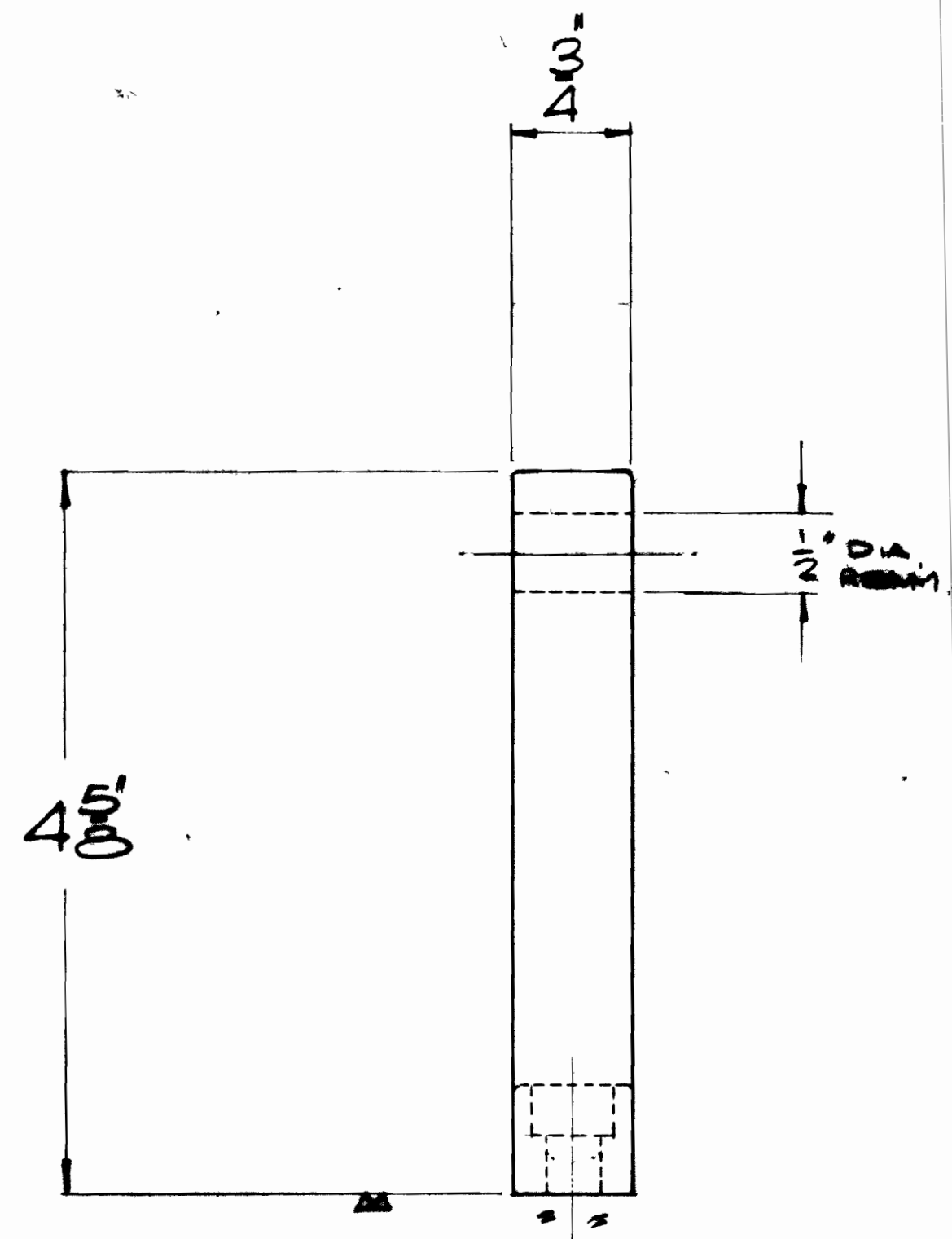
MACHINE AT W

GRIND AT M

DRAWN	TRACED	CHECKED	APPROVED	DATE	SCALE
KS				24-7-84	FULL

DRAWING No. GM 128/15A

DRG. No.



DWG. No.

DENFORD MACHINE TOOLS LTD. BRIGHOUSE, YORKSHIRE.

8" & 10" GRINDER - EYE SHIELD SUPPORT.

27/7/73 19-6-73 GM.					
27/5/73 27-6-73 W.					
No.	DESCRIPTION	DATE	BY	DATE	
ALTERATIONS					

LIMITS ON DIMENSIONS UNLESS OTHERWISE STATED.

ANGULAR $\pm \frac{1}{2}^\circ$ 3 PLACE DECIMAL $\pm .010$

RATIONAL $\pm .015$ 4 PLACE DECIMAL $\pm .001$

MATERIAL CAST IRON

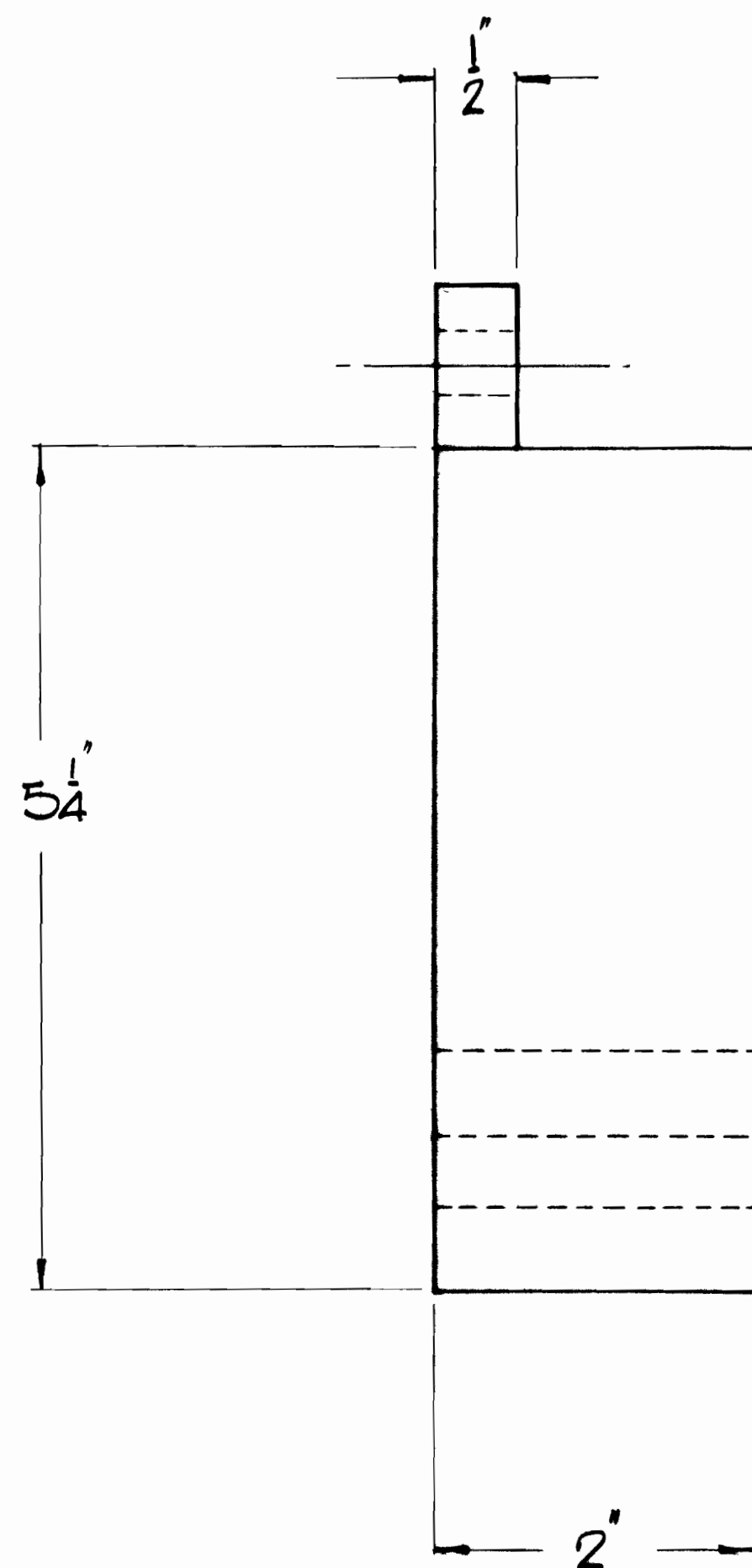
FIN. SIZE CASTING

NO. REQ. 1

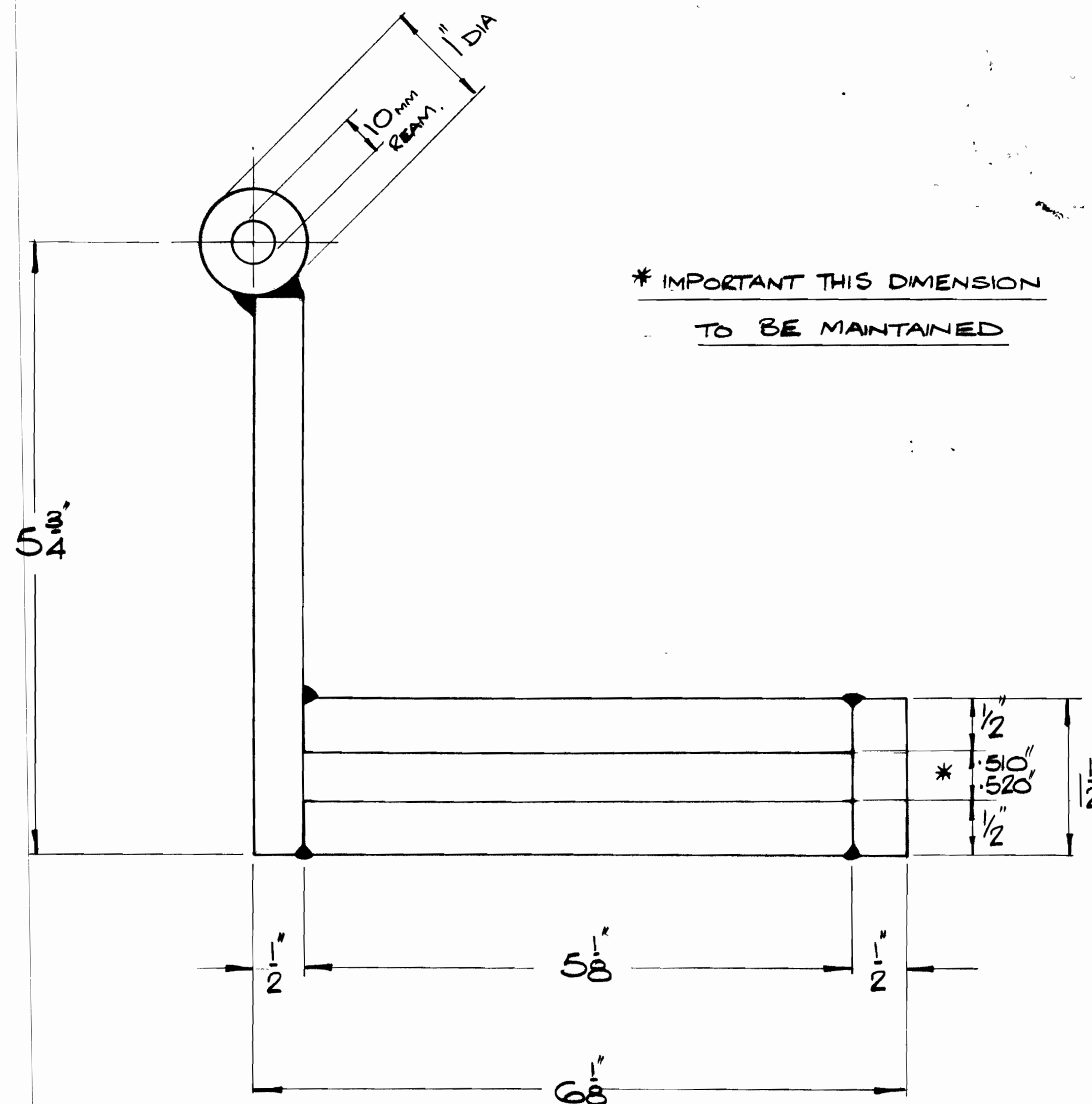
MACHINE AT

DRAWN	TRACED	CHECKED	DATE	SCALE
V.			20-671	FULL
DRAWING No. GM.128/28				

DRG. No.



CONTINUOUSLY WELD ALONG ALL JOINED EDGES



* IMPORTANT THIS DIMENSION
TO BE MAINTAINED

DENFORD MACHINE TOOLS LTD. BRIGHOUSE, YORKSHIRE.

TD 67/250, GRINDER - R.H. SWIVEL TOOLREST BRACKET

No.	DESCRIPTION	CHKD	APP'D	DATE
ALTERATIONS				

LIMITS ON DIMENSIONS UNLESS OTHERWISE STATED.

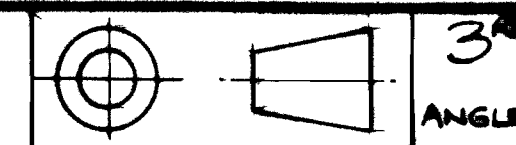
ANGULAR $\pm \frac{1}{2}^\circ$ 3 PLACE DECIMAL $\pm .005''$

RATIONAL $\pm .010''$ 4 PLACE DECIMAL $\pm .0005''$

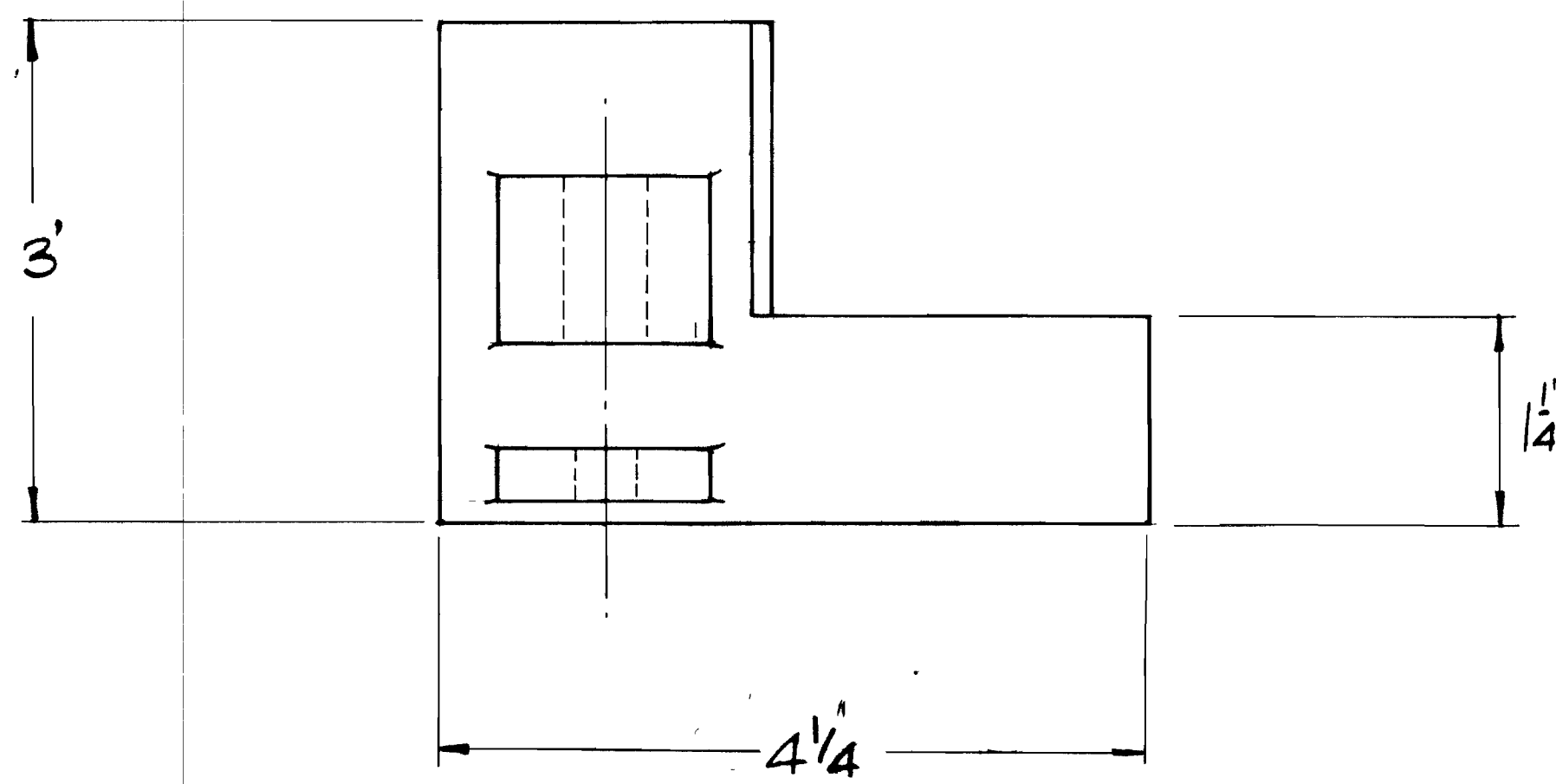
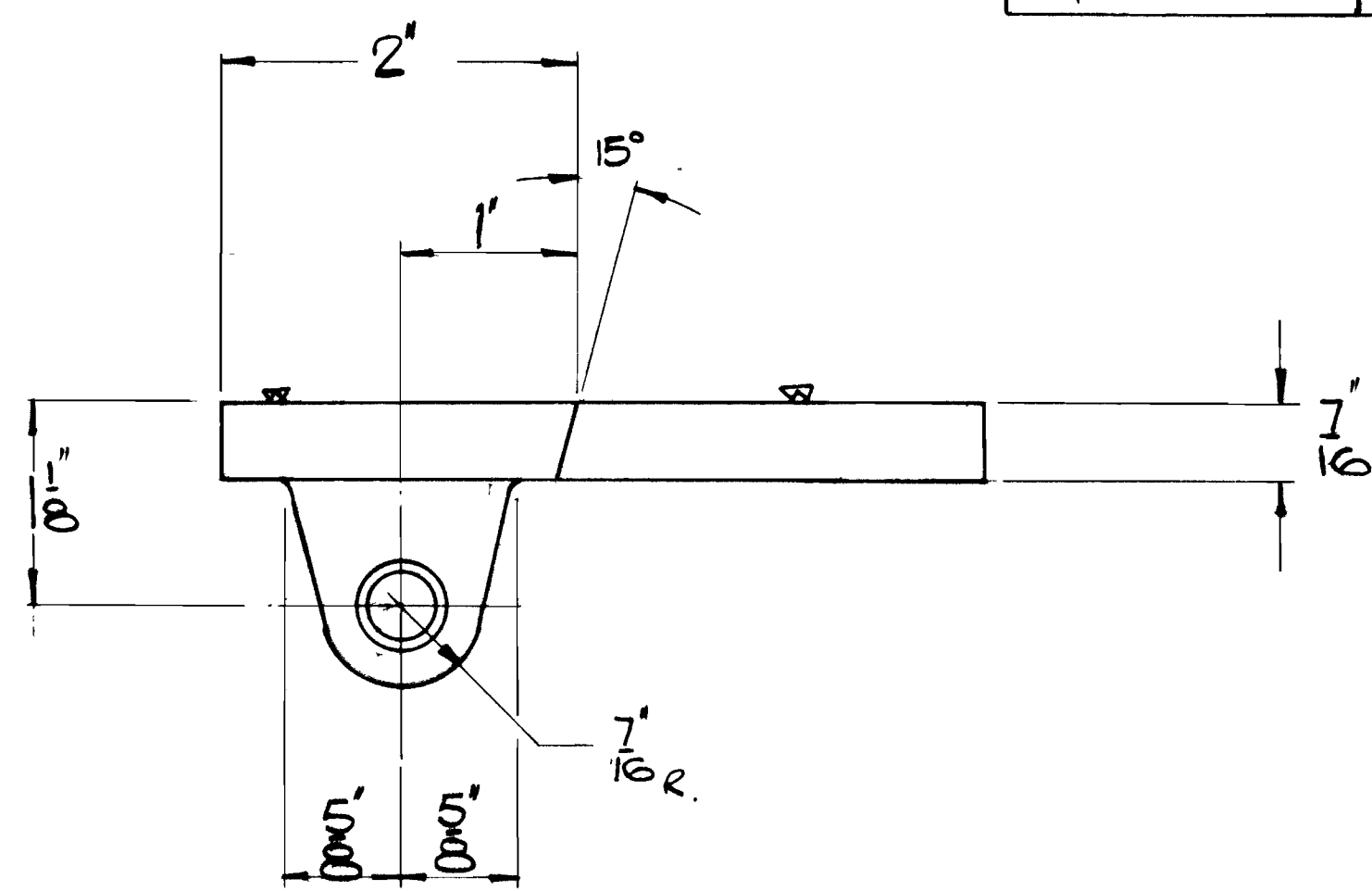
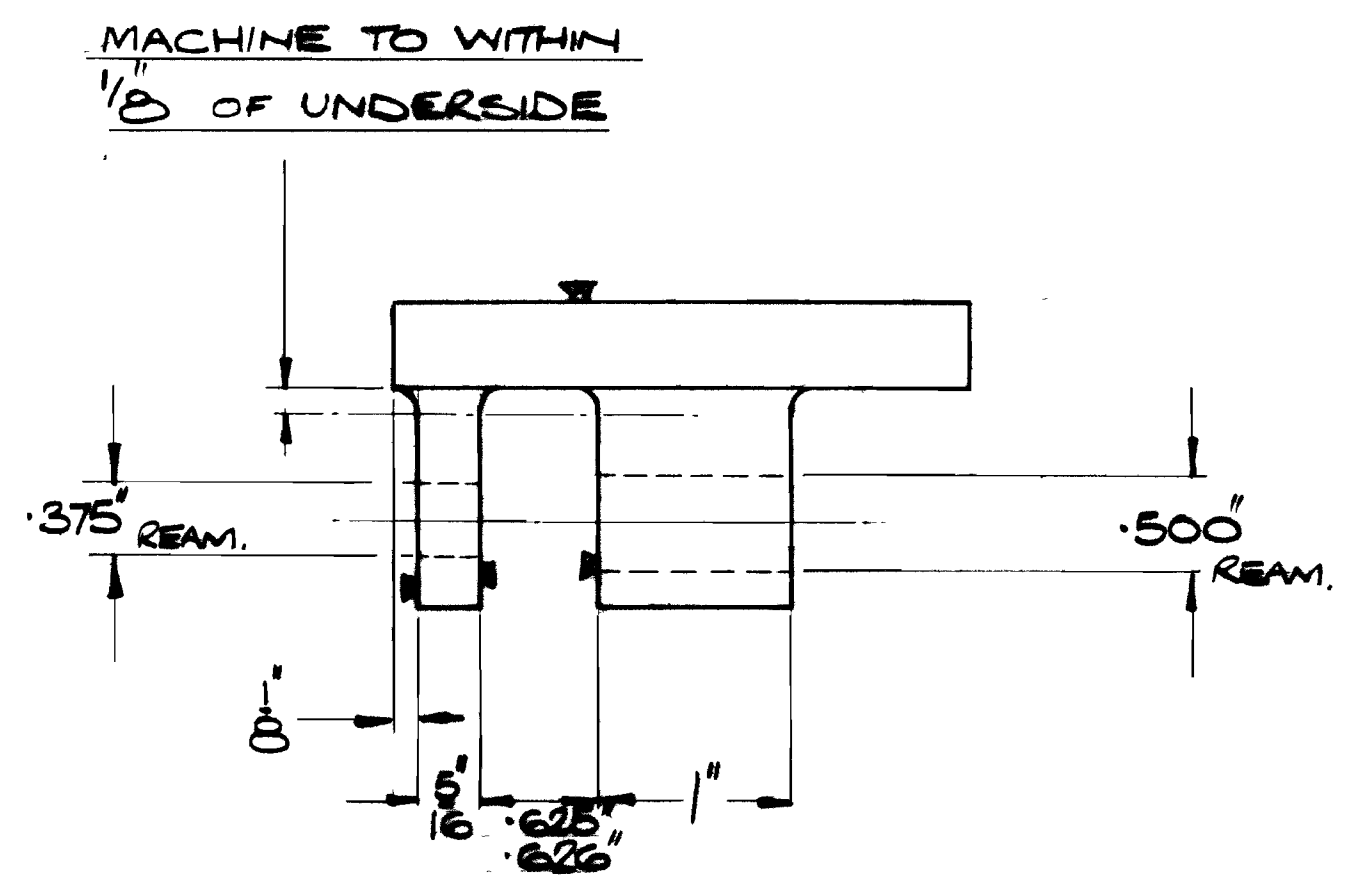
MATL M.S. FLAT
MATL SIZE AS ABOVE
No. REQD. ONE
MACHINE AT 90
GRIND AT G.

DRAWN	TRACED	CHECKED	APPROVED	DATE	SCALE
IV.				20-4-79	FULL

DRAWING No. GM.128/33



DWG. No.



DENFORD MACHINE TOOLS LTD. BRIGHOUSE, YORKSHIRE.

TDS7/250. GRINDER - R.H. SWIVEL SIDE TOOL REST.

2840/81.1611 81.14.			
No.	DESCRIPTION	DATE	
	ALTERATIONS		

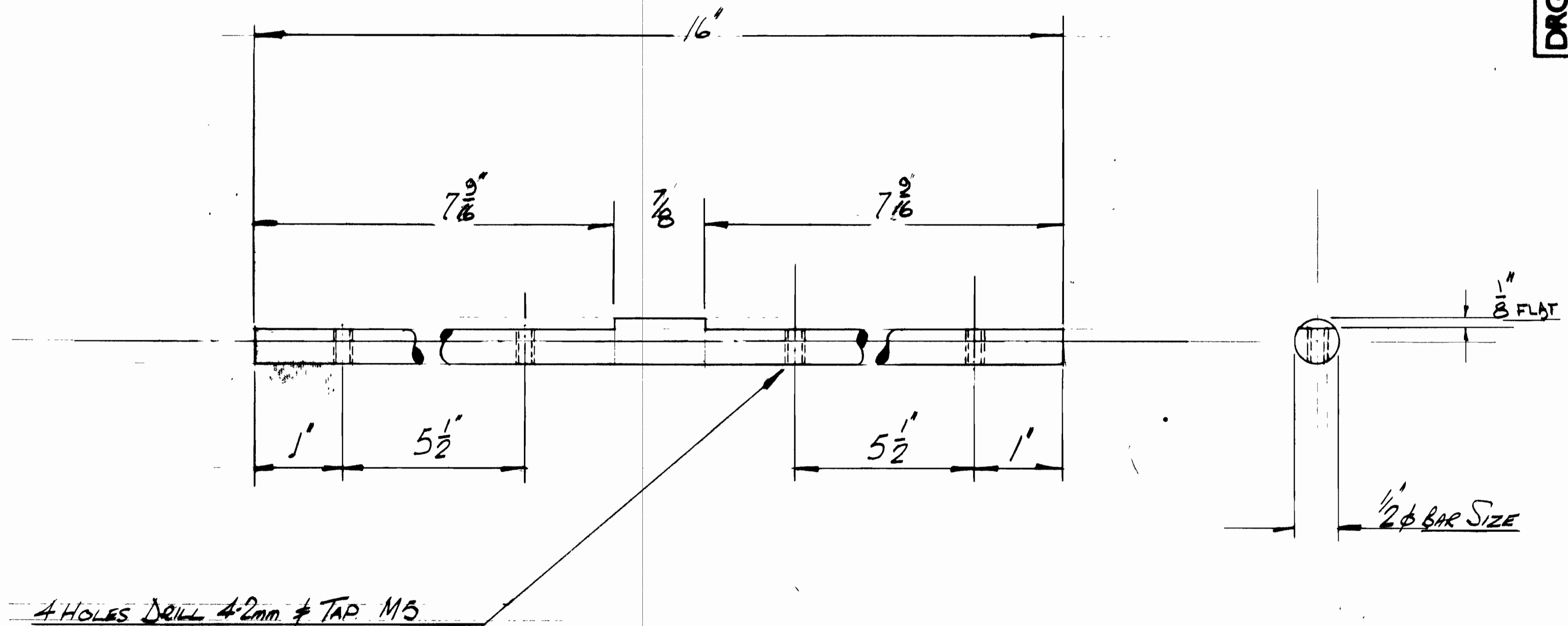
LIMITS ON DIMENSIONS UNLESS OTHERWISE STATED.
ANGULAR $\pm \frac{1}{2}^\circ$ 3 PLACE DECIMAL $\pm .005^\circ$
FRACTIONAL $\pm .010$ 4 PLACE DECIMAL $\pm .0005$

MATL. CAST IRON
MATL. SIZE CASTING
No. REQD ONE
MACHINE AT ∇
GRIND AT ∇

DRAWN	TRACED	CHECKED	APPROVED	DATE	SCALE
IV.				19.4.79	FULL

DRAWING No. GM.128/34

DRG. No.

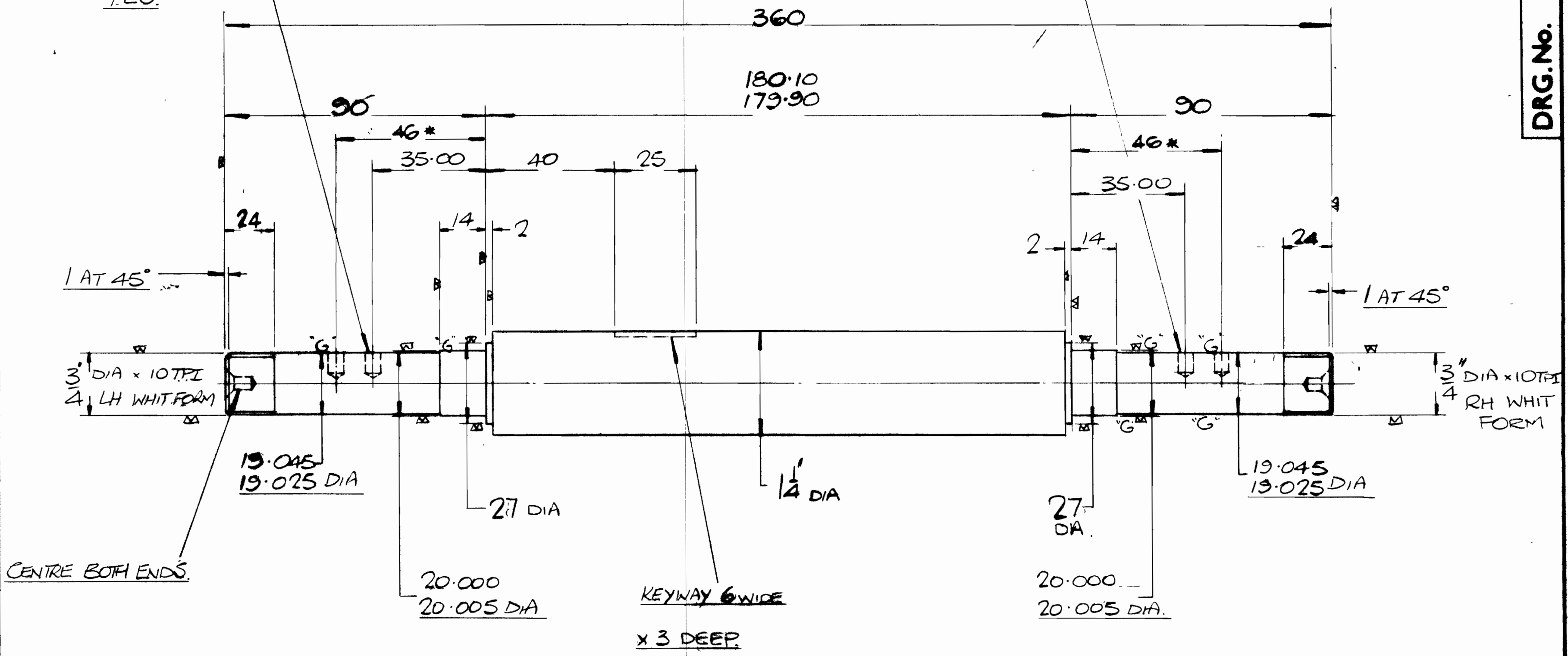


No.		DESCRIPTION		DATE		Viceroy 8" x 10" CABINET GRINDER EYESHIELD SUPPORT ARM		DRAWN	TRACED	CHECKED	APPROVED	DATE	SCALE
		ALTERATIONS				3"		AM				4.6.79	1-1
DRAWING No. G.A. 128/36													

IF IN DOUBT ASK.

2 HOLES DRILL & REAM 4.76 ($\frac{3}{16}$) DIA
x 6.35 ($\frac{1}{4}$) DEEP & FIT 9.52 ($\frac{3}{8}$) LONG
PEG.

DRG.No.



ALL DIMENSIONS IN MM. UNLESS
OTHERWISE STATED.

* THESE 2 HOLES FOR WET GRINDERS ONLY.

DENFORD MACHINE TOOLS LTD. BRIGHOUSE, YORKSHIRE.

TDS 7/8 & TDS 7/10 VICEROY GRINDERS - MAIN SANDLE.

1355/77.23.27.0	174/79.24.7.1				
2445/77.8.11.77.0					
2445/77.11.27.0					
No.	DESCRIPTION				
ALTERATIONS					

LIMITS ON DIMENSIONS UNLESS
OTHERWISE STATED.

DRAWN BY: [Signature]
CHECKED BY: [Signature]
DATE: [Date]
SCALE: [Scale]

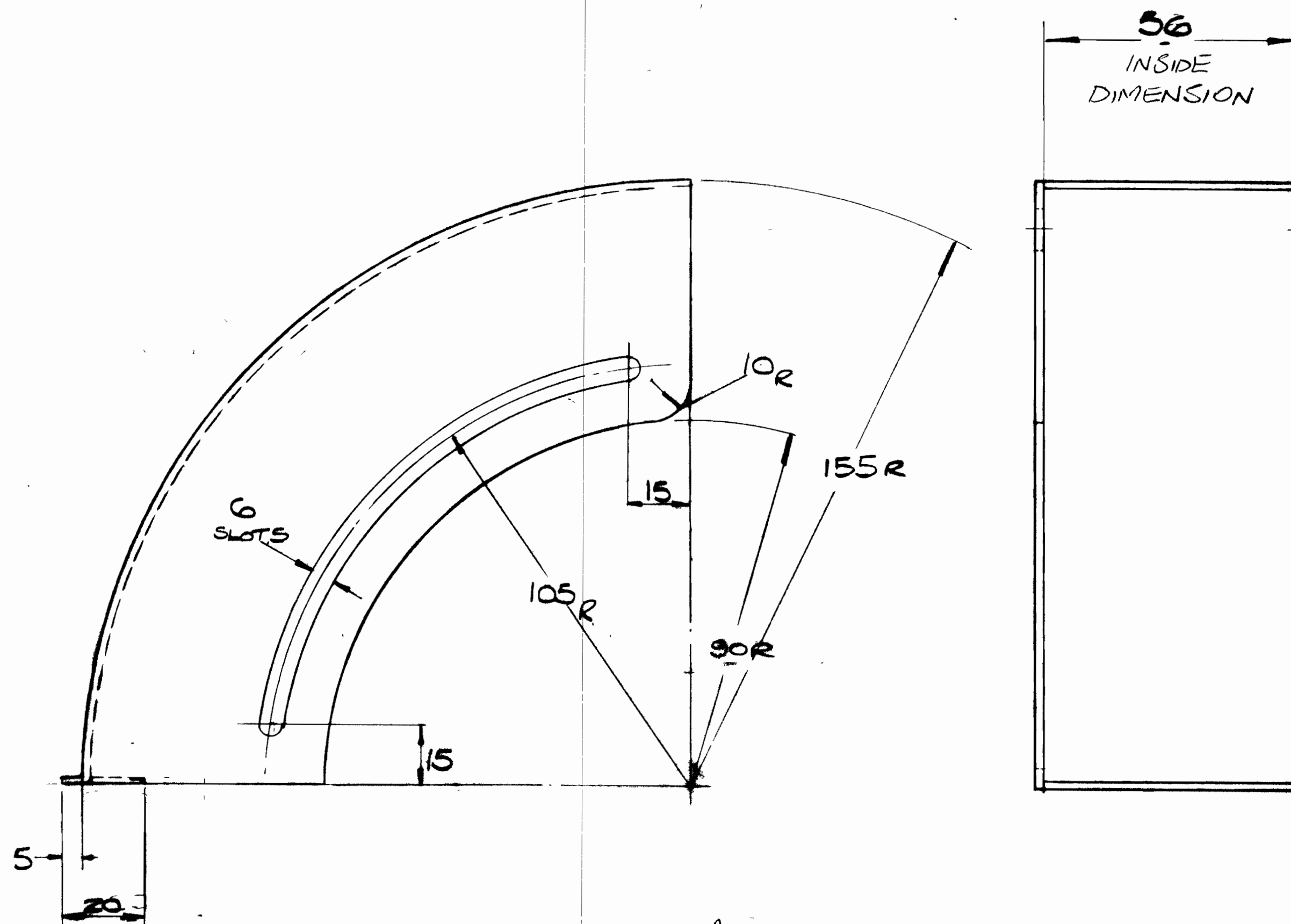
MATL. M.S.
MATL. SIZE 1/4 DIA. x 365 LONG
No. REQD. 1
MACHINE AT W
MACHINE AT G

DRAWN	TRACED	CHECKED	APPROVED	DATE	SCALE
RD				4.11.76	FULL
DRAWING No. GM128/8					

IF IN DOUBT ASK.

66

DRG. No.



ALL DIMENSIONS IN MM.

REMOVE ALL SHARP CORNERS.

DENFORD MACHINE TOOLS LTD. BRIGHOUSE, YORKSHIRE.

TDS 7/10. VICEROY GRINDING MACHINES - WHEEL VISOR.

2443/71.8.11.71.0	2443/71.8.11.71.0				
2443/71.8.11.71.0	2443/71.8.11.71.0				
2443/71.8.11.71.0	2443/71.8.11.71.0				
NO.	DESCRIPTION	DATE	BY	DATE	BY
ALTERATIONS					


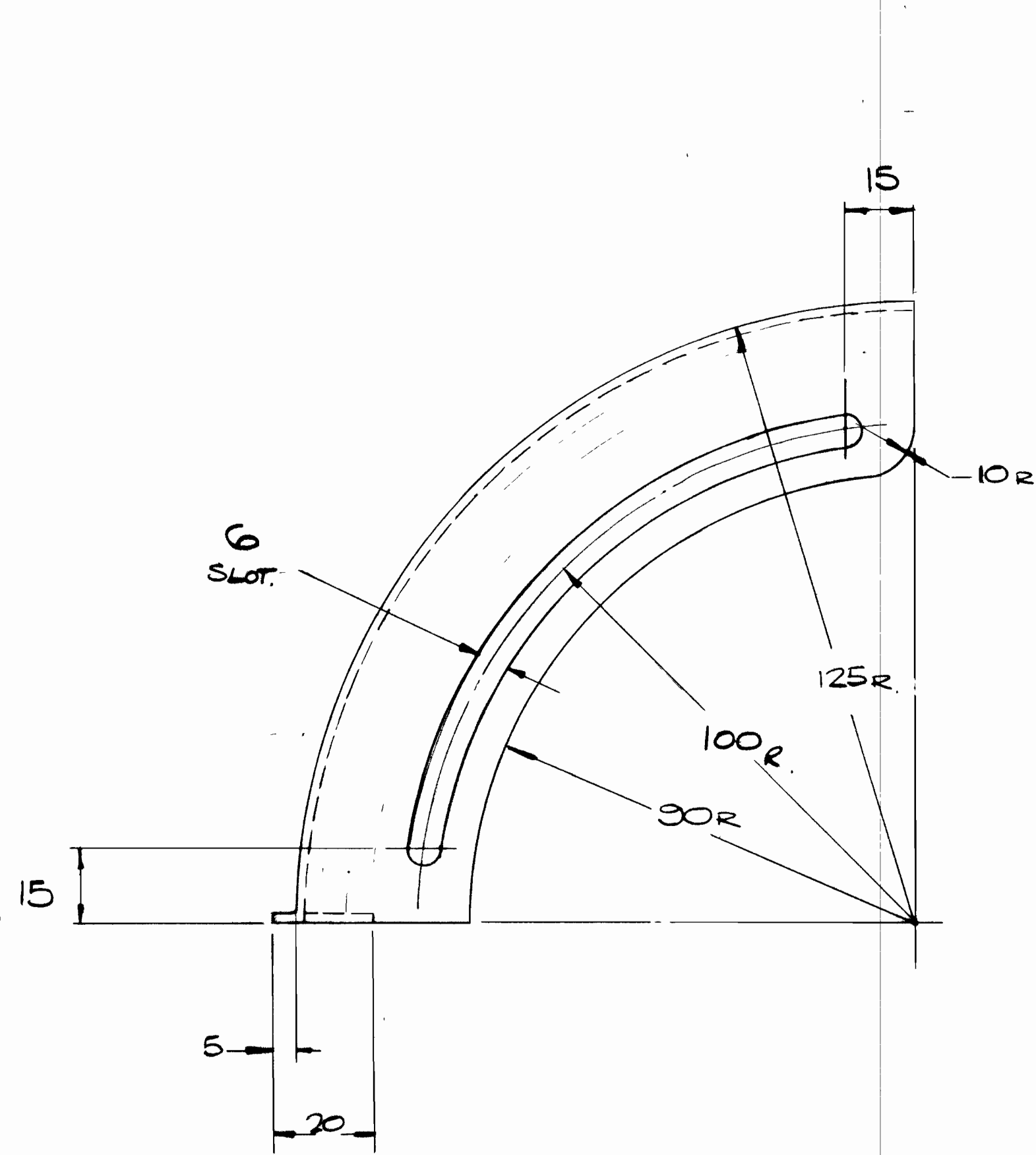
LIMITS ON DIMENSIONS UNLESS OTHERWISE STATED.	
LINEAR $\pm \frac{1}{2}$	3 PLACE DECIMAL $\pm .005$
FRACTIONS $\pm \frac{1}{16}$	

MATERIAL	SHEET STEEL
QTY	(12SNG)
NO. MOD.	2
MACHINE AT	VP
GRINDING	C

DRAWN	TRACED	CHECKED	APPROVED	DATE	SCALE
RD				4 12 76	FULL
DRAWING No. GM.128/8.A					

IF IN DOUBT ASK.

DRG. No.



ALL DIMENSIONS IN M.M.
CONTINUOUSLY WELD ALONG
ALL JOINED EDGES.

DENFORD MACHINE TOOLS LTD. BRIGHOUSE, YORKSHIRE.

TSS 7/8" VICEROY GRINDING MACHINES - WHEEL VISOR.

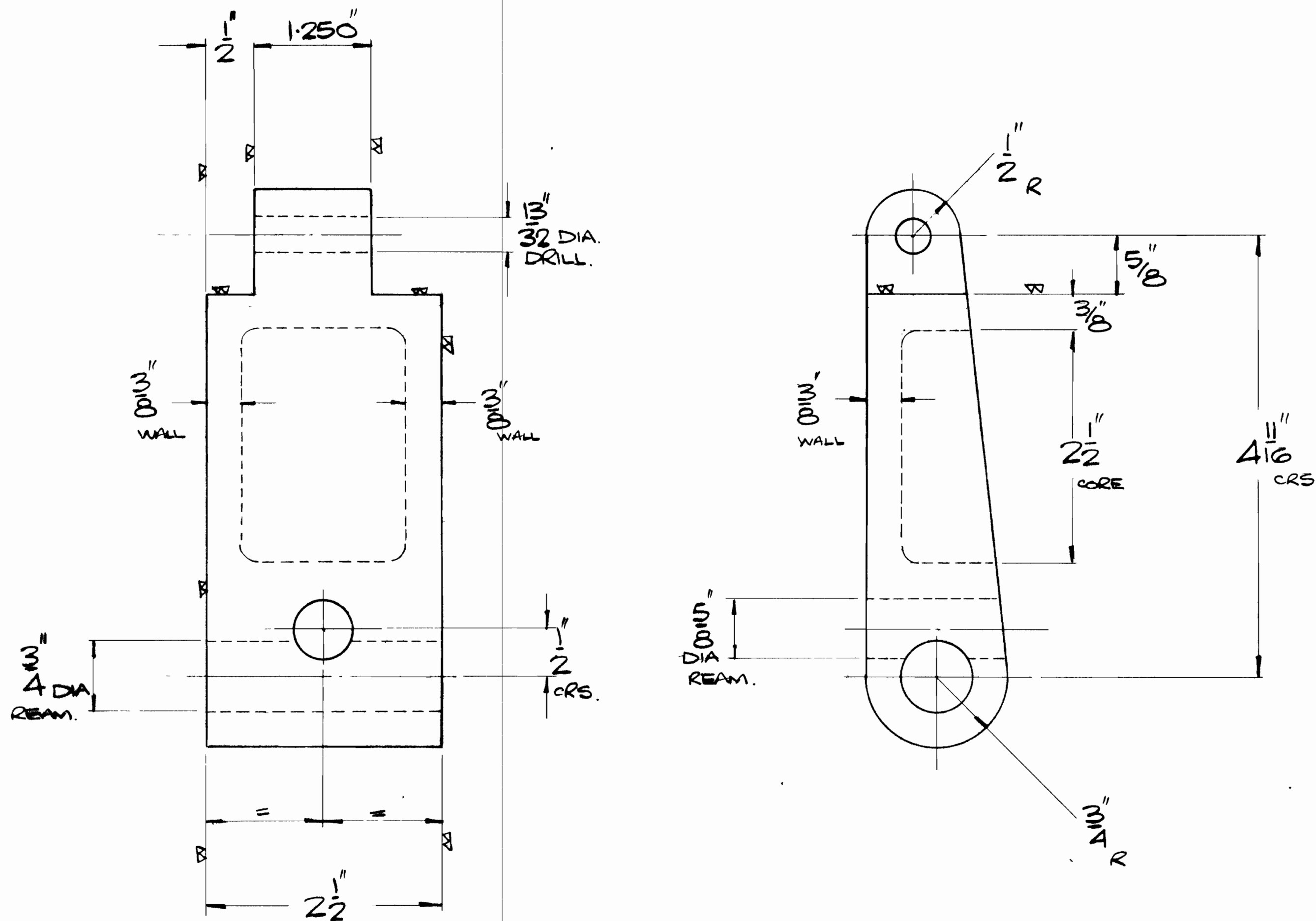
2403/78 6178 R					
2545/78 15678 W					
No.	DESCRIPTION	DATE			
ALTERATIONS					

LIMITS ON DIMENSIONS UNLESS OTHERWISE STATED.
ANGULAR $\pm \frac{1}{2}^\circ$ 3 PLACE DECIMAL $\pm .005^\circ$
FRACTIONAL $\pm .010$ 4 PLACE DECIMAL $\pm .0005$

MATL. SHEET STEEL
MATL. SIZE 12 SWG.
No. REQD. 2
MACHINE AT W
GRIND AT G

DRAWN	TRACED	CHECKED	APPROVED	DATE	SCALE
RD				8.11.77	FULL

DRAWING No. GM129/3.



DENFORD MACHINE TOOLS LTD. BRIGHOUSE, YORKSHIRE.

250 GRINDER/DRILL GRINDING A^H - TOOL REST BRACKET

No.	DESCRIPTION	DATE	BY
	ALTERATIONS		

LIMITS ON DIMENSIONS UNLESS OTHERWISE STATED.

ANGULAR $\pm \frac{1}{2}^{\circ}$ 3 PLACE DECIMAL $\pm .005^{\circ}$
 RATIONAL $\pm .010$ " 4 PLACE DECIMAL $\pm .0005$ "

MATL	CAST IRON
MATL SIZE	CASTING
No. REQD.	ONE
MACHINE AT	W
GRIND AT	A

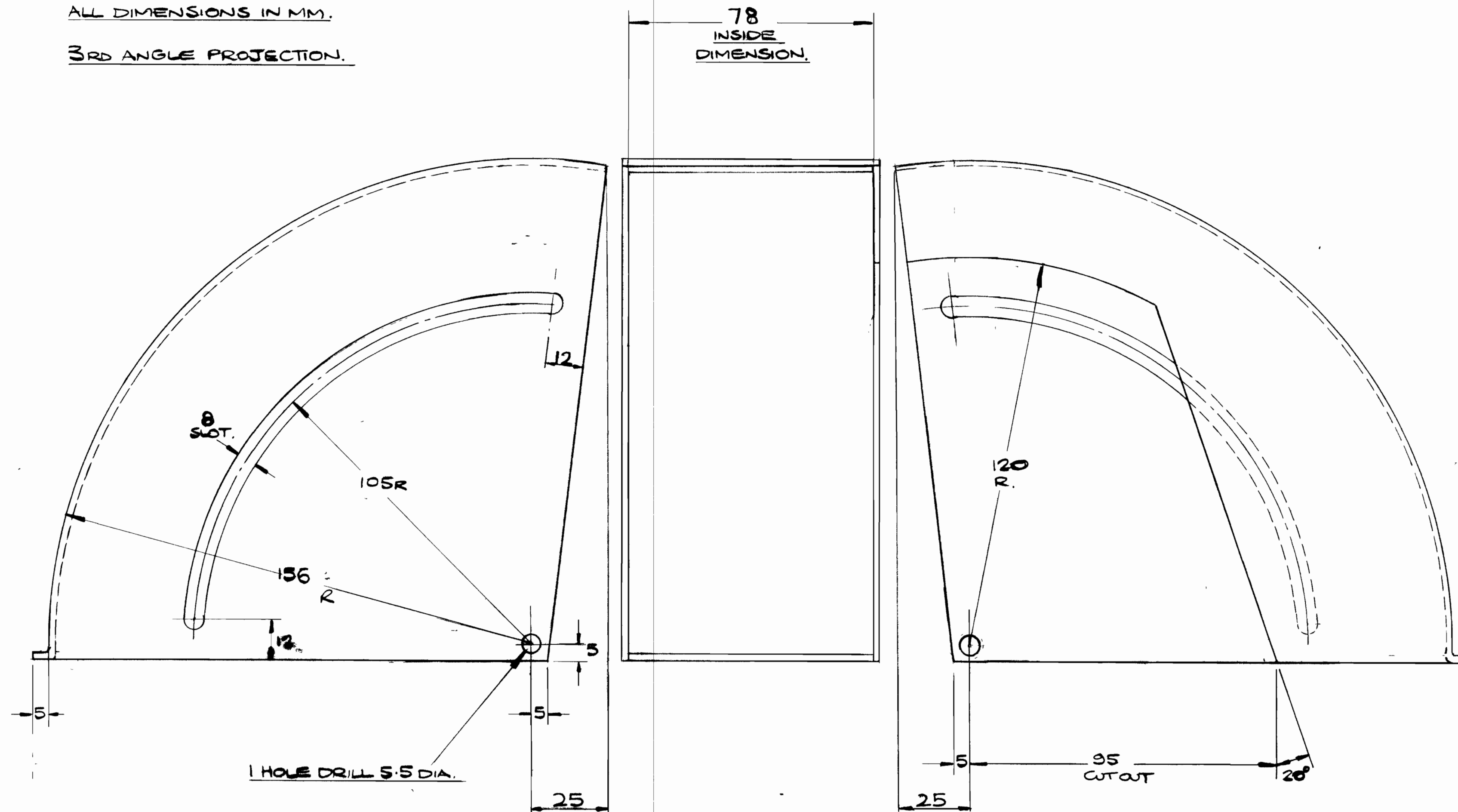
DRAWN	TRACED	CHECKED	APPROVED	DATE	SCALE
W.				16/1/81	FULL

DRAWING No. GM.132/12.

IF IN DOUBT ASK.

ALL DIMENSIONS IN MM.

3RD ANGLE PROJECTION.



DRG. No.

DENFORD MACHINE TOOLS LTD. BRIGHOUSE, YORKSHIRE.

7/250 GRINDER - DRILL GRINDER ATT^I - WHEEL VISOR.

2714/79.19.379 M.					
28/1/85.2.4.85 AM					
No.	DESCRIPTION	DATE	DATE	DATE	DATE
	ALTERATIONS				

LIMITS ON DIMENSIONS UNLESS OTHERWISE STATED.

ANGULAR $\pm \frac{1}{2}^\circ$ 3 PLACE DECIMAL $\pm .005^\circ$

REACTIONAL $\pm .010$ 4 PLACE DECIMAL $\pm .0005$

MATL SHEET STEEL.

MATL SIZE 12 S.W G

No REQ. 1.

MACHINE AT 99

DRAWN	TRACED	CHECKED	APPROVED	DATE	SCALE
RD.				6.9.78	FULL

DRAWING No. GM132/5.