

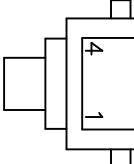
IF IN DOUBT ASK

SCREEN OF MONITOR CABLE  
TO EARTH SCREW  
OF 24 WAY HARTING

HARTING 24 WAY  
Ø 4mm EARTH

POWER TO MONITOR  
1mm FLEX

FEMALE PINS



CABLES TO CABINET

MONITOR POWER  
1mm FLEX 3.5m

KEYPAD

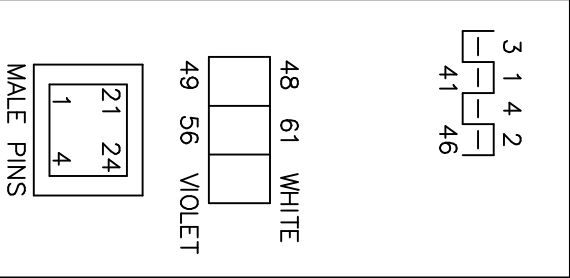
8 CORE SCREEN 3.5m

MONITOR SIGNALS  
8 CORE SCREEN 3.5m

PUSHBUTTONS

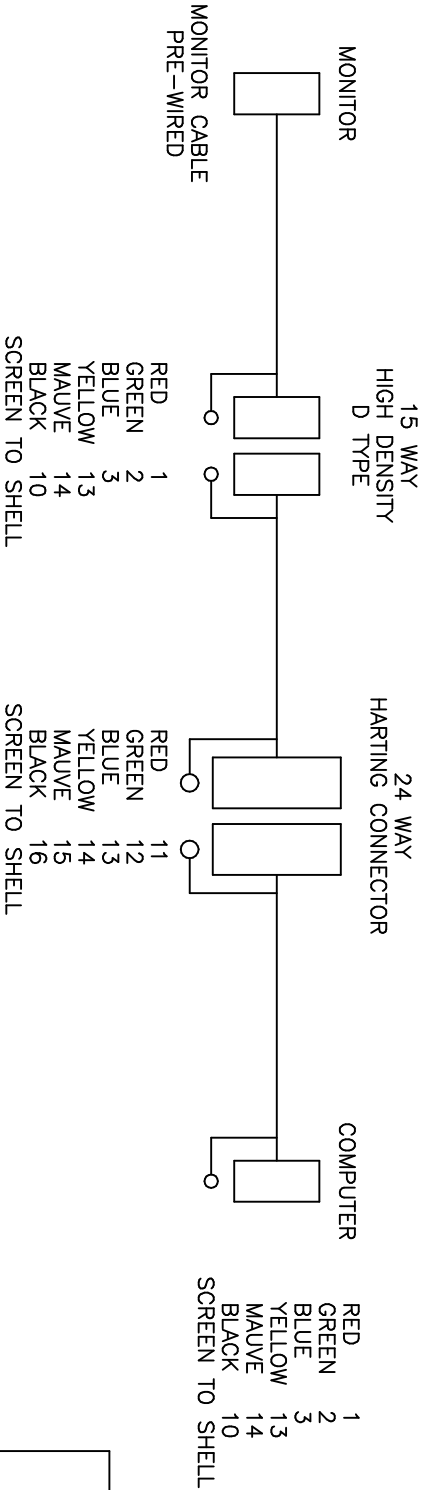
4 CORE  
3.5m

PIN	COLOUR	
1	BROWN	POWER TO MONITOR 1mm FLEX
2	BLUE	
3	EARTH	
4	RED	
5	BLUE	SIGNALS TO KEYPAD 8 CORE SCREEN 1300mm PIN NUMBERS ON
6	BLACK	
7	BROWN	
8	YELLOW	
9	GREEN	SIGNALS TO MONITOR 8 CORE SCREEN 630mm PIN NUMBERS ON
10	SCREEN	
11	RED	
12	GREEN	
13	BLUE	SIGNALS TO MONITOR 8 CORE SCREEN 630mm PIN NUMBERS ON
14	YELLOW	
15	MAUVE	
16	BLACK	
17	BLACK	AXIS OVERRIDE 8 CORE SCREEN 1100mm WIRE NUMBERS ON PUSHBUTTONS
18	BROWN	
19	RED	
20	YELLOW	
21	GREEN	E-STOP CONTACT 2 ** E-STOP CONTACT 3 NOT USED ON TRIAC VMC
22	BLUE	
23	WHITE	
24	VIOLET	



AXIS OVERRIDE  
P/B (N/O)

E-STOP  
P/B (N/C)



RED 1  
GREEN 2  
BLUE 3  
YELLOW 13  
MAUVE 14  
BLACK 10  
SCREEN TO SHELL

RED 11  
GREEN 12  
BLUE 13  
YELLOW 14  
MAUVE 15  
BLACK 16  
SCREEN TO SHELL

RED 1  
GREEN 2  
BLUE 3  
YELLOW 13  
MAUVE 14  
BLACK 10  
SCREEN TO SHELL

TRIAC VMC MONITOR CONNECTIONS	SHEET 15
	[ VMC ]
	[ S15F ]