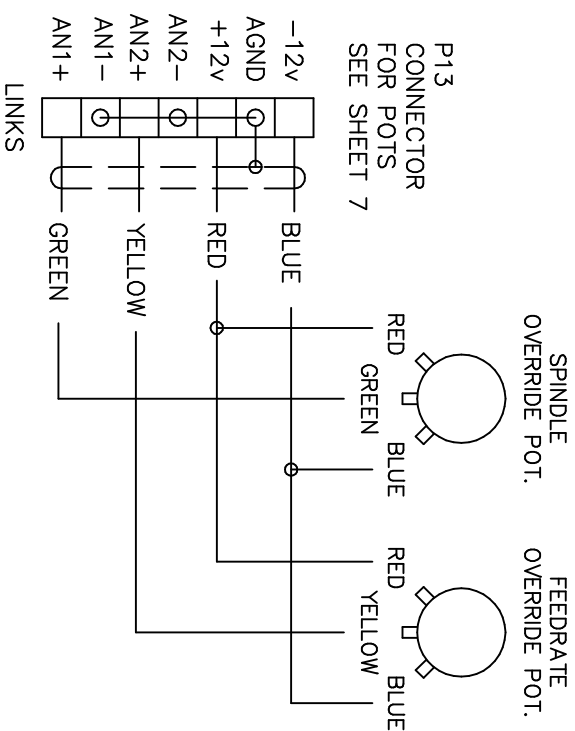
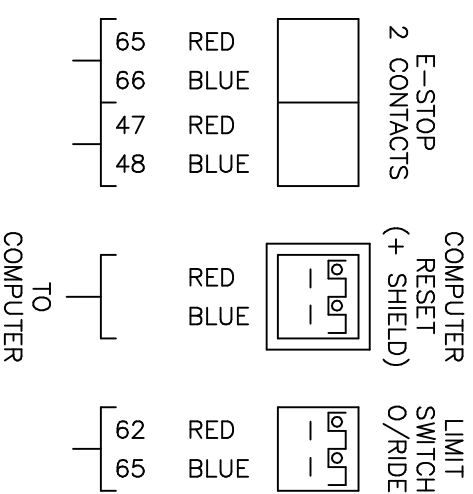


OVERRIDE POTS
 VIEW FROM BACK



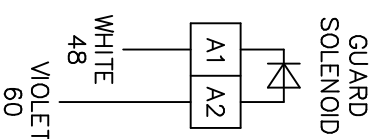
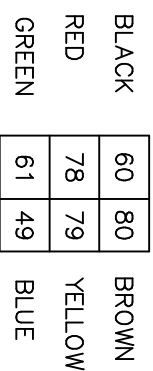
4 x 2 CORE SCREENS
 FROM E-STOP AND PUSHBUTTONS
 ON FRONT OF MACHINE



GUARD INTERLOCK
 WITH SOLENOID

(REMOVE LINK 12 - 41)

GUARD
 SWITCH
 CONTACTS



8 CORE SCREEN

GUARD FULLY
 OPEN SWITCH
 (ONLY USED IF)
 (POWER GUARD)
 (IS FITTED)

GUARD CLOSED
 SWITCH
 (ONLY USED IF)
 (GUARD INTERLOCK)
 (NOT FITTED)



GUARD FULLY OPEN SWITCH
 CONTACT CLOSED WHEN
 GUARD IS OPEN

GUARD SWITCH
 CONTACT CLOSED WHEN
 GUARD IS CLOSED

NOTE
 GUARD CLOSE P/B
 ONLY REQUIRED
 IF POWER DOOR AND
 GUARD INTERLOCK ARE FITTED

IF IN DOUBT ASK